



G*GRASS®

DWD-DYNAMIC-XP DRAWER SYSTEM

The versatile comprehensive drawer range offers maximum comfort and individual design options – including the slides and add-on system.





With DWD-Dynamic-XP, furniture designers can use their imagination. The wide range of high-quality movement options and the different combinations of material, colour and design allow total creative freedom.



**DWD-Dynamic-XP not only looks good,
but is also very versatile.**

The tried and tested drawer system by GRASS offers outstanding quality, maximum design freedom and innovative functional solutions for modern furniture construction.

DWD-DYNAMIC-XP DRAWER SYSTEM

It is the connection that matters. The extraordinary operating characteristics of the Dynamic XP slide system and the elegant design of the DWD XP drawer system combine to form a comprehensive drawer system of the highest quality.



It is nice when a product meets all rational arguments but still offers individual style.

DWD-Dynamic-XP means variety of the finest quality. Various colour options, different materials, design features and shapes, as well as numerous high-quality add-on and organizing systems – all harmoniously coordinated – these are the ingredients for individuality, comfort and lifestyle.

DWD-Dynamic-XP – a functional highlight for stylish furniture.



Comfort is a question of technology: Soft-close – the integrated damping system sets the standard.

With Soft-close, the comprehensive damping concept by GRASS, each movement becomes an experience. Because closing drawers with Soft-close is something special. Soft-close gently slows the closing action of the drawer and silently pulls it to the fully closed position. It is no surprise therefore, that Soft-close has become the benchmark.

Movement comfort of the highest level: GRASS opening systems for furniture without handles.

Modern furniture appeals through its large, quiet surfaces and minimalist elegance. To match this trend, DWD-Dynamic-XP offers two innovative opening systems: Tipmatic Plus and Sensomatic.


With Tipmatic Plus, the mechanical opening system, it is possible to design large fronts without handles that will open with a slight touch. Sensomatic, the new electro-mechanical opening system, combines the advantages of handle-free opening with the elegance of damped closing.



Miele

GRASS

01	DWD XP STANDARD Double-walled metal drawer sides in an elegant design. With a large selection of add-on and organizing systems.	DWD XP Standard
02	DWD XP SIDEWOOD Double-walled solid wood drawer sides in a natural design. With organizing systems to match.	DWD XP Sidewood
03	DWD XP AGANTIS Double-walled design drawer sides made of metal. With functional add-on and organizing systems.	DWD XP Agantis
04	ORGANIZING SYSTEMS Systems designed to subdivide, organize and arrange – useful helpers for organising the available space.	Organizing systems
05	DYNAMIC XP DRAWER SLIDES Synchronised full-extension drawer slides in a very rugged design and with an extremely smooth action. Optionally with Soft-close or Tipmatic Plus – the mechanical opening system.	Dynamic XP drawer slides
06	ACCESSORIES / ASSEMBLY AIDS	Accessories Assembly aids
07	INDEX ITEM NO.	Index



01

 **GRASS**[®]

DWD XP STANDARD

Double-walled metal drawer sides in an elegant design. Individuality and outstanding operating characteristics for high-quality furniture. With a large selection of add-on and organizing systems.





DWD XP Standard



The innovative drawer system with precision and individuality.



DWD XP add-on drawer system and drawer slides offers the ideal solution for individual needs.

New and innovative product details like Soft-close and the versatility of the add-on systems make this drawer system unique. With DWD XP you can configure drawers according to the individual needs of your customers – designed to work together in any configuration.

DWD XP can consists of the following components:

- Dynamic XP with Soft-close – the slide with smooth and soft movement or Dynamic XP Tipmatic Plus for drawers without handles
- DWD XP – excellently designed drawer sides.
- Add-on systems, Variowing, Duowing, Solowing
- Dividing systems Magic Optima, Magic Classic
- Organizing system Magic Sorto, Flexline and the wooden plug system

Certainly, the most pleasant way to close a drawer.

Extremely busy in the kitchen? Don't worry, Soft-close will always close your drawer softly.

DWD XP Tipmatic Plus – the open-by-touch system for drawers without any handles.


Irrespective of where you tap the drawer front, the drawer will open gently and evenly. After closing, DWD XP Tipmatic Plus will lock the drawer safely back into place.

Various colour options for individual design solutions.

High-quality surfaces in elegant colours give your furniture exclusivity with style and character.

DWD XP is available in the following colours:

- Alu-metallic and stainless steel in the standard programme
- White and champagne on request
- Beech in the standard sidewood programme



*On request (minimum order quantity required)

DWD XP Standard

DWD XP Sidewood

DWD XP Agantis

Organizing systems

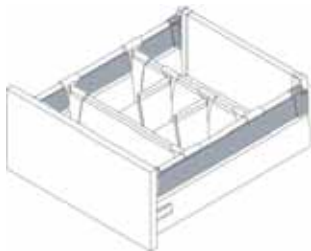
Dynamic XP drawer slides

Accessories Assembly aids

Index

Add-on systems

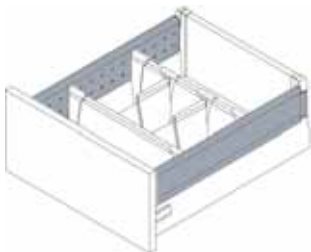
With Duowing, Variowing or Solowing there is a choice of add-on systems.



An add-on system for more storage space and more freedom in design possibilities.

Variowing for a truly stunning decor. With a free choice of materials such as glass, acrylic glass or aluminium in the side sections, consistent furniture design is possible down to the smallest details.

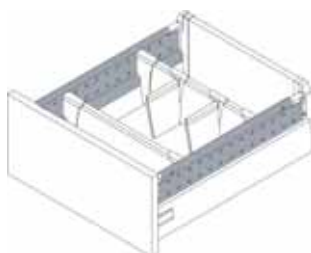
The drawer system thereby achieves an unusual exclusive note, making it individual and unique. Variowing combines aesthetic demands and functionality, endowing the furniture with style and character.



Duowing – the compact container solution for storage goods.

The side sections closed off to the outside offer stable protection for stored goods. Duowing sits firmly on the drawer side over the round rail and forms a compact, harmonious self-contained unit. High-quality surfaces emphasise the sophisticated design and create eye-catching details in the furniture.

The variable dividing systems of Magic Optima and Magic Classic fit ideally into the interior of Duowing



The flexible add-on system with the striking profile.

Solowing makes flexibility visible. Round locking holes; striking fixed points for the dividing systems Magic Classic or Magic Optima. Variable, individual organisation of the pot drawer is made easy: simple and precise locking into place and easy to reposition. Solowing helps create order and provide loose materials with sufficient support. High-quality surfaces emphasise the sophisticated design and create eye-catching details in the furniture.

Variowing is supplemented by the Magic Optima and Magic Classic dividing systems. These create a tidy arrangement of drawer contents and thus complement the system.

- Integrated inclination adjustment of drawer front through lengthwise dividing rail
- Stable front panel support
- Fast installation with variable options
- Fit and remove without tools

components. They easily create order and provide loose materials with sufficient support.

- Integrated inclination adjustment of drawer front through lengthwise dividing rail
- Stable front panel support
- Fixed connection of front and drawer back
- Fast and efficient installation
- Fit and remove without tools

Some features at a glance:

- Simply hang into the railing system of DWD XP
- Integrated inclination adjustment of drawer front through lengthwise dividing rail
- Stable front panel support
- Fixed connection of front and drawer back
- Fast and efficient installation
- A maximum of storage space
- For variable partitioning in length and width with Magic Classic or Magic Optima

Dividing and organizing systems



Magic Optima, Magic Classic and Magic Sorto.



DWD XP
Standard

DWD XP
Sidewood

DWD XP
Agantis

Organizing
systems

Dynamic XP
drawer slides

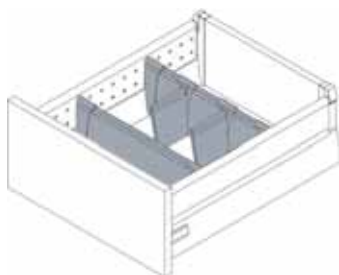
Accessories
Assembly aids

Index



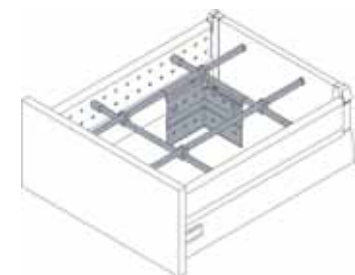
Everybody needs help in the kitchen, especially when organizing the drawers.

Magic Sorto, our drawer organizing system, has everything the customer needs. Excellent design and versatility for custom storage solutions. More about Magic Sorto you will find in chapter 4, Organizing systems.



Two systems – one aim: Organise with style

For the DWD-Dynamic-XP add-on systems we offer two dividing systems to allow optimum use of storage space: Magic Optima for the add-on systems Variowing, Duowing, Solowing, and Magic Classic for the add-on systems Solowing and Duowing. Both dividing systems have numerous variable system components that enable individual organisation of drawers.



The advantages at a glance:

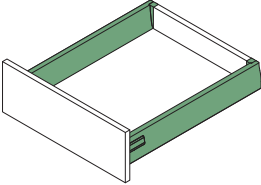

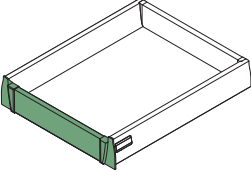

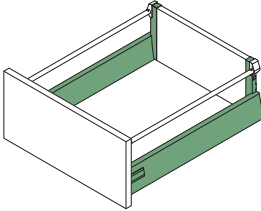

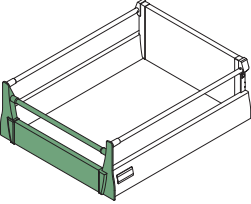

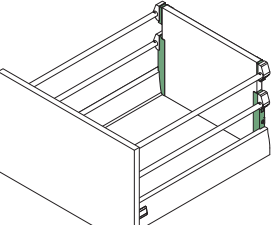

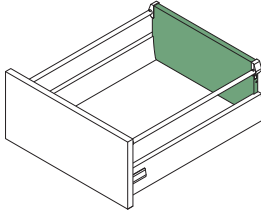

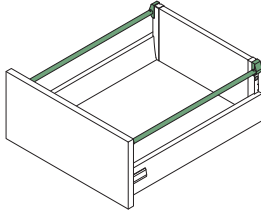

- Trays made of stainless steel
- More storage due to the clever design of the Sorto insert.
- Hygienically approved
- Easy to clean, dishwasher safe
- Versatile system due to spring-loaded divider rail.
- Expand and upgrade individually.

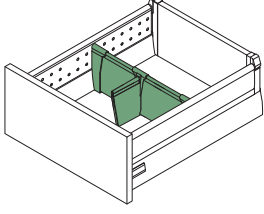
The dividing systems put pots and pans into their place and utilise every corner of the drawer.

- Adjustable system elements
- Free choice of interior partitioning
- Optimum storage space utilisation

DWD XP

Product overview.

			Page
	<p>System information</p>		1.2 - 1.9
	<p>Drawer</p> <ul style="list-style-type: none"> • Drawer side height 95 mm • Double-wall steel drawer sides for wooden and steel drawer backs 		1.10
	<p>Inset drawer</p> <ul style="list-style-type: none"> • Inset front profile with front fixings 		1.12
	<p>Pot drawer</p> <ul style="list-style-type: none"> • Drawer side height 95 mm • Double-wall steel drawer sides for wooden and steel drawer backs 		1.14
	<p>Inset drawer with railing</p> <ul style="list-style-type: none"> • Inset front profile with front fixings 		1.16
	<p>Pot drawer, variable drawer back heights</p> <ul style="list-style-type: none"> • Screw-on version 		1.18
	<p>Steel drawer backs</p> <ul style="list-style-type: none"> • Height 86 mm for drawers • Height 182 mm for pot drawers 		1.20
	<p>Screw-on railing</p> <ul style="list-style-type: none"> • For wooden and steel drawer backs 		1.22

			Page
	<p>Quick-mounting railing</p> <ul style="list-style-type: none"> • For wooden and steel drawer backs 		1.24
	<p>Variowing</p> <ul style="list-style-type: none"> • Glass add-on system • For inserts in various materials • Mounted on the railing • Set also in acrylic glass incl. holders 		1.26
	<p>Duowing</p> <ul style="list-style-type: none"> • Double-wall add-on system • Mounted on the railing • Also in stainless steel 		1.28
	<p>Solowing</p> <ul style="list-style-type: none"> • Single-wall add-on system • Mounted on the railing 		1.30
	<p>Magic Optima Organizing systems</p> <ul style="list-style-type: none"> • For railing • For Variowing • For Duowing • For Solowing 		1.32 - 1.35
	<p>Magic Classic</p> <ul style="list-style-type: none"> • Dividing set • Smartboard Classic • For Duowing • For Solowing 		1.36
	<p>Subdivision for round railing</p> <ul style="list-style-type: none"> • Railing tube • Cross railing and bottle holder 		1.38

DWD XP

Product overview.

			Seite
	<p>Railing for suspension files</p> <ul style="list-style-type: none"> • Oval aluminium tube • Good stability and load-bearing capacity 		1.40
	<p>Application and order examples</p> <ul style="list-style-type: none"> • Sink drawer • Steel drawer backs for sink drawer 		1.42
	<p>Application and order examples</p> <ul style="list-style-type: none"> • Oven base drawer • Spacer plate 2 mm 		1.44
	<p>Application and order examples</p> <ul style="list-style-type: none"> • Large drawer 		1.46
	<p>Application and order examples</p> <ul style="list-style-type: none"> • Pull-out crockery cabinet 		1.48
	<p>Application and order examples</p> <ul style="list-style-type: none"> • Pull-out larder 		1.49
	<p>Technical Information</p>		1.50 - 1.53

	<p>Magic Sorto set</p> <ul style="list-style-type: none"> • Drawer organizing sets 		Chapter 4
	<p>Sidewood Flexline</p> <ul style="list-style-type: none"> • Stepless variable wooden inserts for drawers 		Chapter 4
	<p>Sidewood plug in system</p> <ul style="list-style-type: none"> • Wooden organizing system for pot drawers 		Chapter 4
	<p>Dynamic XP, 40 kg</p> <ul style="list-style-type: none"> • Full-extension slide with integrated Soft-close • Carrying capacity 40 kg 		Chapter 5
	<p>Dynamic XP, 60 kg</p> <ul style="list-style-type: none"> • Full-extension slide with integrated Soft-close Soft-close • Carrying capacity 60 kg 		Chapter 5
	<p>Dynamic XP Tipmatic Plus, 40 kg</p> <ul style="list-style-type: none"> • Full-extension slide • Opens and closes drawers and pot drawers without handles • Absolute mechanical solution • Carrying capacity 40 kg 		Chapter 5
	<p>Accessories Assembly aids</p>		Chapter 6




DWD XP Standard drawer

Drawer sides, height 95 mm, front fixing and holder for wooden drawer backs.





- Bottom fixing with screws or knock-in claws (without bottom preparation)
- Integrated removal and transport protection
- Same width for bottom and drawer back
- Sturdy front fixing made of zinc die-casting
- 2-dimensional front adjustment with height adjustment (incl. locking screw)

Standard colours

	alu-metallic
	stainless steel
	wood (Sidewood)

Special colours (on request)

	champagne
	white

1 DWD XP Standard drawer sides H95



Nominal length	Item No. alu-metallic		Item No. stainless steel
275	6100.275.17	6105.275.17	6105.275.40
300	-	6105.300.17	*
350	6100.350.17	6105.350.17	6105.350.40
400	6100.400.17	6105.400.17	6105.400.40
450	6100.450.17	6105.450.17	6105.450.40
500	6100.500.17	6105.500.17	6105.500.40
550	6100.550.17	6105.550.17	6105.550.40
600	6100.600.17	6105.600.17	-
650	6100.650.17	6105.650.17	-
PU/packaging unit	PU 1	PU 20	PU 20

PU 1 = 1 set / drawer sides left and right with cover caps

PU 20 = 20 drawer sides left and right in separate cartons, including cover caps

*on request

Imprinted cover caps on request

2 Holder set for wooden drawer back H86



	Item No. alu-metallic		Item No. nickel plated
Height 86	6771.17.VE1	6771.17.VE200	6771.15.VE1
PU/packaging unit	PU 1/100	PU 200	PU 1/100

PU 1/100 = 1 set (left / right) per bag / 100 sets per carton

PU 200 = 200 sets (left / right) loose in separate cartons

3 Front fixing

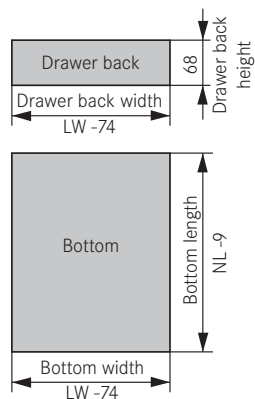
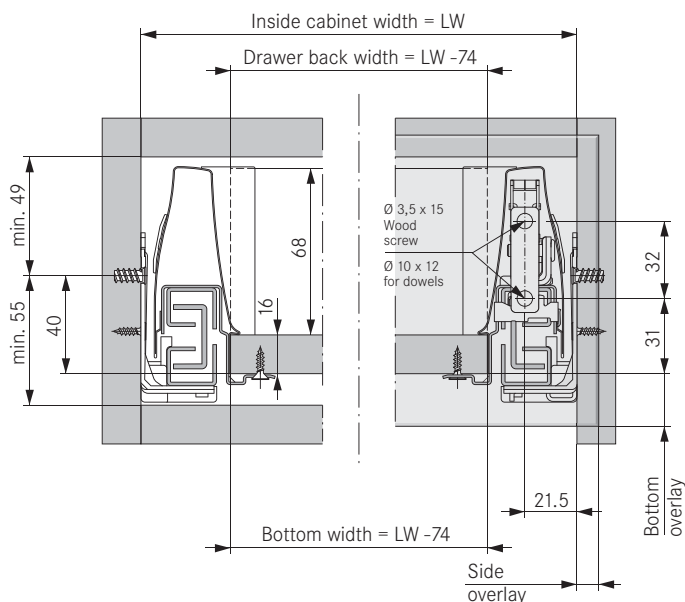


	Item No.
Screw-on	6850.VE400
Dowel	6860.VE400
Expanding dowel	6865.VE400
PU/packaging unit	PU 400

PU 400 = 400 pcs. loose in carton

Mounting positions

Cutting dimensions based on 16 mm particle board



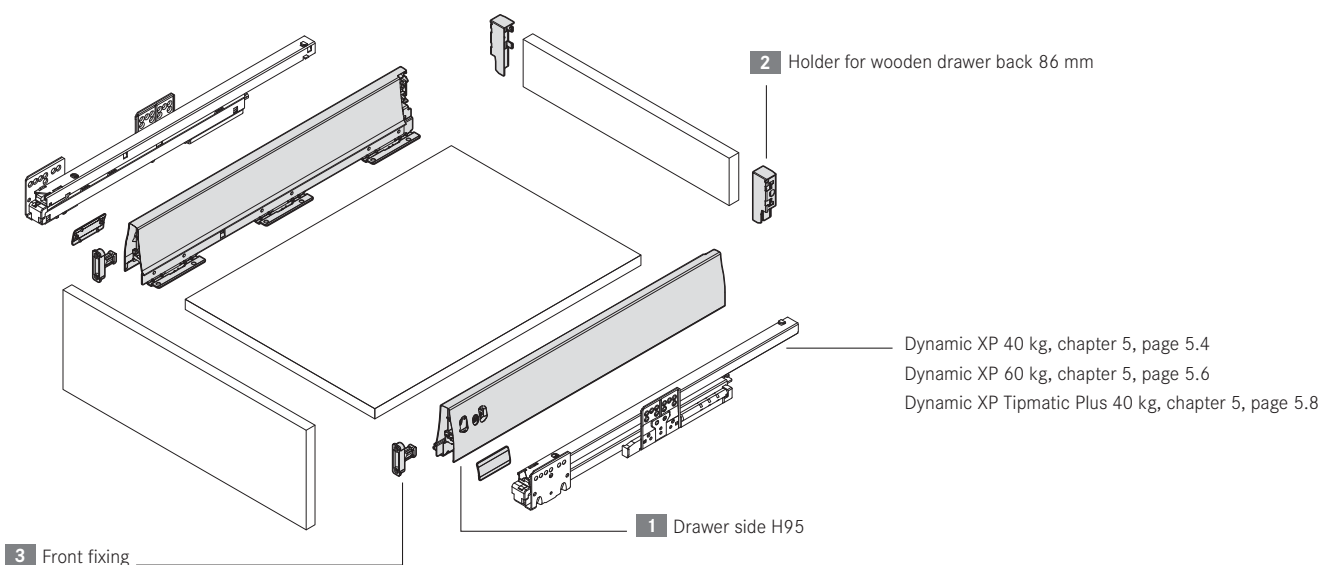
Minimum installation depth = NL
NL = Nominal length of runner

Assembly instructions:

Front fastening with press-in dowels

When using front fixings with press-in dowels, the front holes must be appropriately countersunk. The sharp edges produced with hard surface coatings, e.g. melamine, can to some extent cut off the ribs of the dowels as they are pressed in. This can significantly reduce the holding strength. Alternatively, front fixings with expanding dowels can be used, which do not require any countersinking and still guarantee optimal holding strength.

Drawer with wooden back





DWD XP Standard inset drawer

Front profile and front fixing.





- Front profile made of high-quality coated aluminium
- Simple cut to wanted cabinet widths
- Plastic front panel holder is easy to fit
- Colour matched to drawer sides

Standard colours

-  alu-metallic
-  stainless steel look

Special colours (on request)

-  champagne
-  white

1 Front profile



Cabinet width (cabinet side S16)	Item No. alu-metallic	Item No. stainless steel look
600	6800.477.17	-
1200	6800.1077.17	6800.1077.42
PU/packaging unit	PU 20	PU 20

Front profiles for cutting to size.

Pre-cut front profiles available upon request.

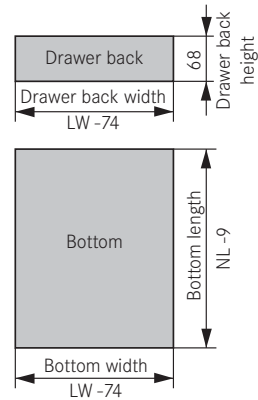
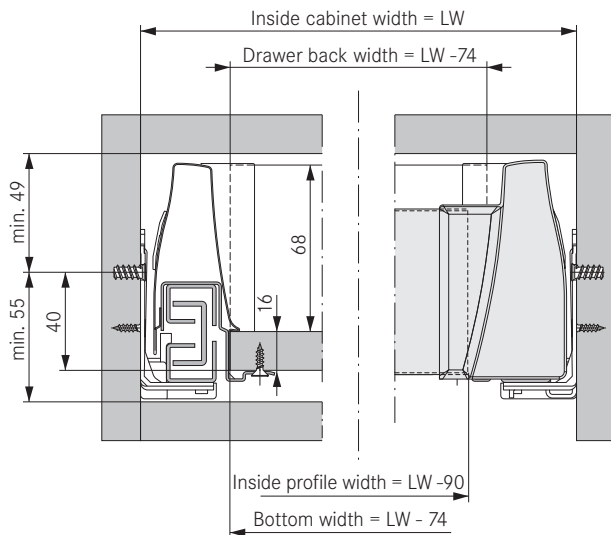
2 Front fixing



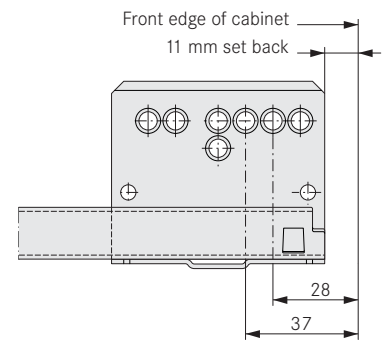
	Item No. alu-grey
	6800.32
PU/packaging unit	PU 1/40

PU 1/40 = 1 set per bag consisting of: front fixing (left / right) incl. screws / 40 sets per carton

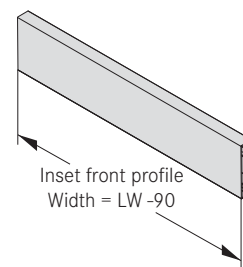
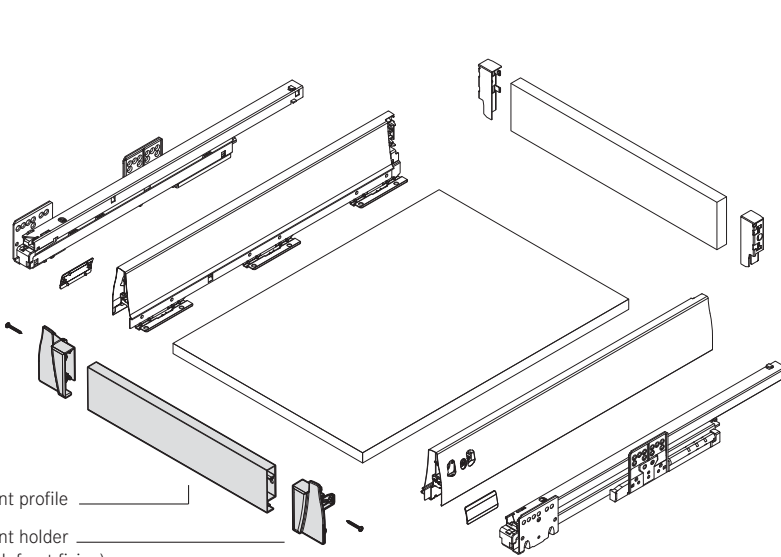
Mounting positions **Cutting dimensions based on 16 mm particle board**



Minimum installation depth = NL + 9 mm
 NL = Nominal length of runner



Inset drawer **Cutting dimensions for front profile**



- 1 Front profile
- 2 Front holder (incl. front fixing)

DWD XP Standard

DWD XP Sidewood

DWD XP Agantis

Organizing systems

Dynamic XP drawer slides

Accessories Assembly aids

Index




DWD XP Standard pot drawer

Drawer sides, height 95 mm, front fixing and holder for high wooden drawer backs.





- Bottom fixing with screws or knock-in claws (without bottom preparation)
- Integrated removal and transport protection
- Same width for bottom and drawer back
- Sturdy front fixing made of zinc die-casting
- 2-dimensional front adjustment with height adjustment (incl. locking screw)

Standard colours

	alu-metallic
	stainless steel
	wood (Sidewood)

Special colours (on request)

	champagne
	white

1 DWD XP drawer sides H95



Nominal length	Item No. alu-metallic		Item No. stainless steel
350	6100.350.17	6105.350.17	6105.350.40
400	6100.400.17	6105.400.17	6105.400.40
450	6100.450.17	6105.450.17	6105.450.40
500	6100.500.17	6105.500.17	6105.500.40
550	6100.550.17	6105.550.17	6105.550.40
600	6100.600.17	6105.600.17	-
650	6100.650.17	6105.650.17	-
PU/packaging unit	PU 1	PU 20	PU 20

PU 1 = 1 set / drawer sides left and right with cover caps

PU 20 = 20 drawer sides left and right in separate cartons, including cover caps

Imprinted cover caps on request

2 Holder set for wooden drawer back H182



	Item No. alu-metallic		Item No. stainless steel look
Height 182	6773.17.VE1	6773.17.VE200	6773.15.VE1
PU/packaging unit	PU 1/100	PU 200	PU 1/100

PU 1/100 = 1 set (left/right) per bag / 100 sets per carton

PU 200 = 200 sets (left/right) loose in separate cartons

3 Front fixing

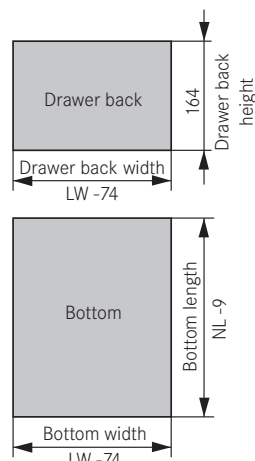
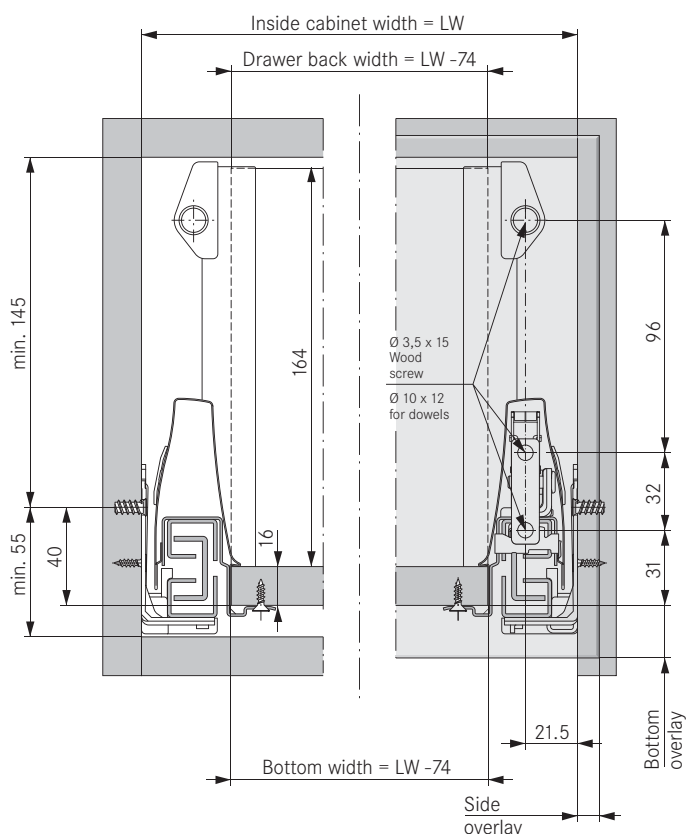


	Item no
Screw-on	6850.VE400
Dowel	6860.VE400
Expanding dowel	6865.VE400
PU/packaging unit	PU 400

PU 400 = 400 pcs. loose in carton

Mounting positions

Cutting dimensions based on 16 mm particle board



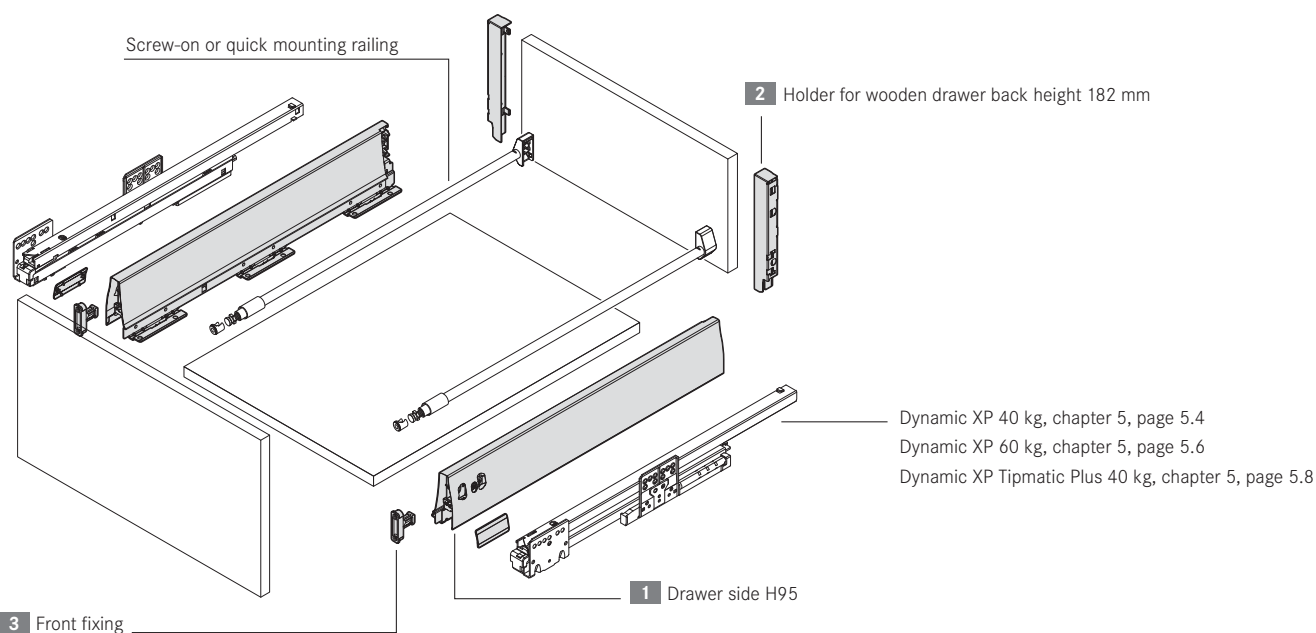
Minimum installation depth = NL + 9
NL = Nominal length of runner

Usage instructions:

Front fastening with press-in dowels

When using front fixings with press-in dowels, the front holes must be appropriately countersunk. The sharp edges produced when drilling into hard surface coatings, e.g. melamine, can damage some of the dowel ribs when they are pressed in. This can significantly reduce the holding strength. Alternatively, front fixings with expanding dowels can be used, which do not require any countersinking and still guarantee optimal holding strength.

Pot drawer with wooden drawer back





DWD XP Standard inset drawer with railing

Front profile and front fixing.





- Front profile made of high-quality coated, anodized aluminium
- Easy to cut to wanted cabinet widths
- Plastic front panel holder is easy to fit
- All add-on systems can be used
- Railing for wooden and steel drawer back H182

Standard colours

-  alu-metallic
-  stainless steel look

Special colours (on request)

-  champagne
-  white

1 Front profile



Cabinet width (cabinet side S16)	Item No. alu-metallic	Item No. stainless steel look
600	6800.477.17	-
1200	6800.1077.17	6800.1077.42
PU/packaging unit	PU 20	PU 20

Front profile for cutting to size for individual cabinet width.
Pre-cut front profiles available upon request.

2 Front fixing



Item No. alu-grey
6810.32
PU/packaging unit

PU 1/40 = 1 set per bag consisting of: front fixing left/right incl. screws / 40 sets per carton

3 Railing tube



Cabinet width (cabinet side S16)	Item No. alu-metallic	Item No. stainless steel look
600	-	13201.487.17
1200	13202.1087.17	13201.1087.17
PU/packaging unit	PU 20	PU 100

PU 20 = 20 pieces loose

PU 100 = 100 pieces loose

Railing tube also for cutting to size of individual cabinet widths.

4 Railing set for inset drawer with railing



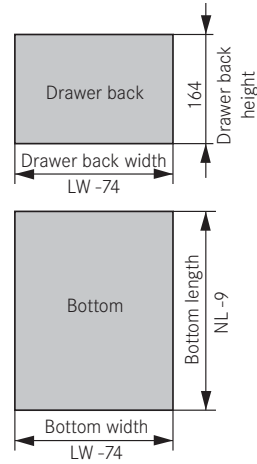
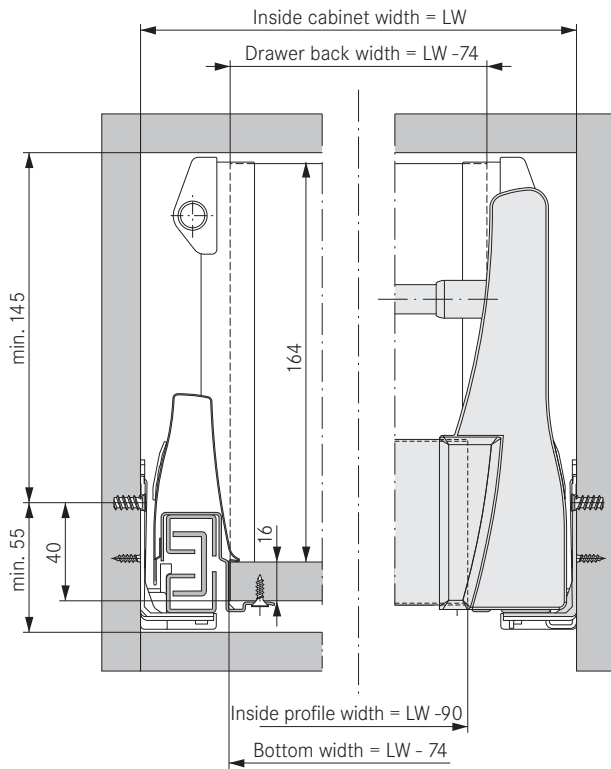
Length	Item No. alu-metallic	Item No. stainless steel look
500	13136.500.17	13136.500.15
PU/packaging unit	PU 1/125	PU 1/25

PU 1/25 = 1 set railing left/right per bag / 25 sets per carton

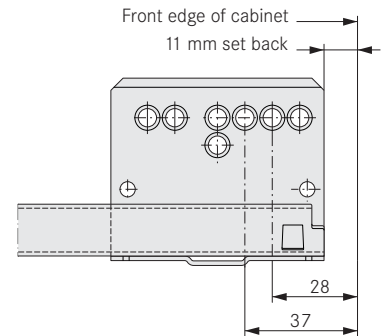
For other lengths see page 1.24 quick-mounting railing

Dynamic XP full-extension slides	Chapter 5	Quick-mounting railing	Page 1.24	Steel drawer backs	Page 1.20
Tipmatic Plus full-extension slides	Chapter 5	Add-on systems	Page 1.26 - 1.31	Technical information	Page 1.50 - 1.53

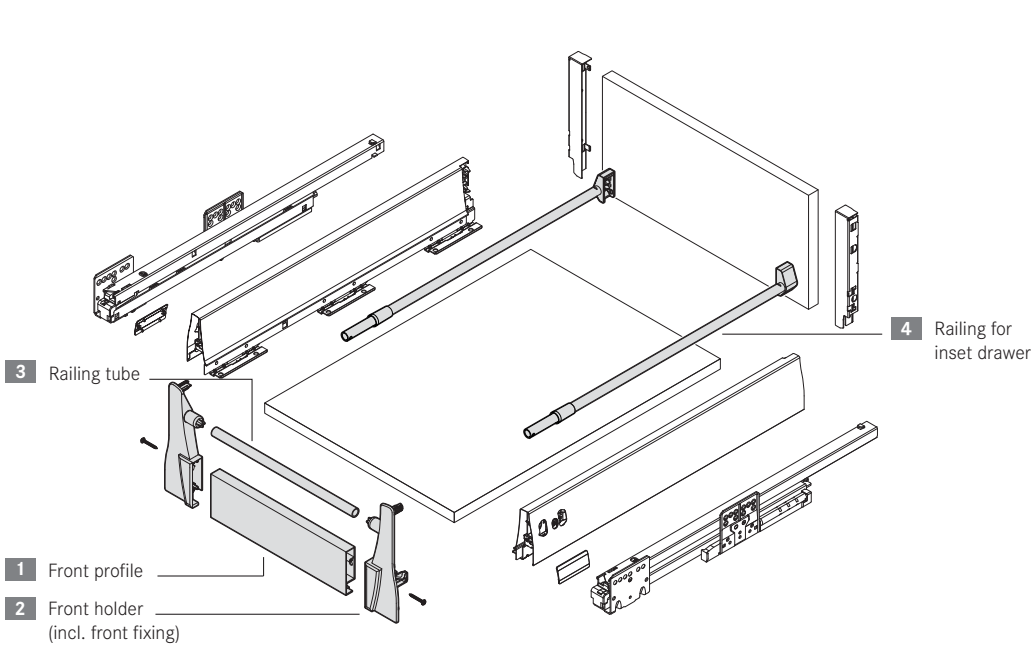
Mounting positions **Cutting dimensions based on 16 mm particle board**



Minimum installation depth = NL + 9
 NL = Nominal length of runner



Inset drawer with railing **Cutting dimensions of drawer front profile and railing**





DWD XP Standard pot drawer

with variable drawer back height.





- Open holder H86 and H182 for drawer back with variable rail holder
- For variable drawer back heights
- For use with high drawer fronts
- Application as double rail
- Compatible with the add-on systems

Standard colours

-  alu-metallic
-  stainless steel look

Special colours (on request)

-  champagne
-  white

1 Holder set H86 for variable wooden drawer back height



	Item No. alu-metallic	Item No. stainless steel look
for single railing	6786.17	6786.15
PU/packaging unit	PU 1/100	PU 1/100

PU 1/100 = 1 set per bag consisting of:
2 holders for variable height wooden drawer back left/right, 2 rail holders / 100 sets in carton

2 Holder set H182 for variable wooden drawer back height



	Item No. alu-metallic	Item No. stainless steel look
for double railing	6787.17	6787.15
PU/packaging unit	PU 1/100	PU 1/100

PU 1/100 = 1 set per bag consisting of:
2 holders for variable height wooden drawer back left/right, 2 rail holders / 100 sets in carton

3 Drawer back holder H86 left/right for variable wooden drawer back height



	Item No. alu-metallic
for single railing	6781.17
PU/packaging unit	PU 200

PU 200 = 200 left pcs. and 200 right pcs. per carton

4 Drawer back holder H182 left/right for variable wooden drawer back height



	Item No. alu-metallic
for double railing	6783.17
PU/packaging unit	PU 200

PU 200 = 200 left pcs. and 200 right pcs. per carton

5 Railing holder for variable wooden drawer back height

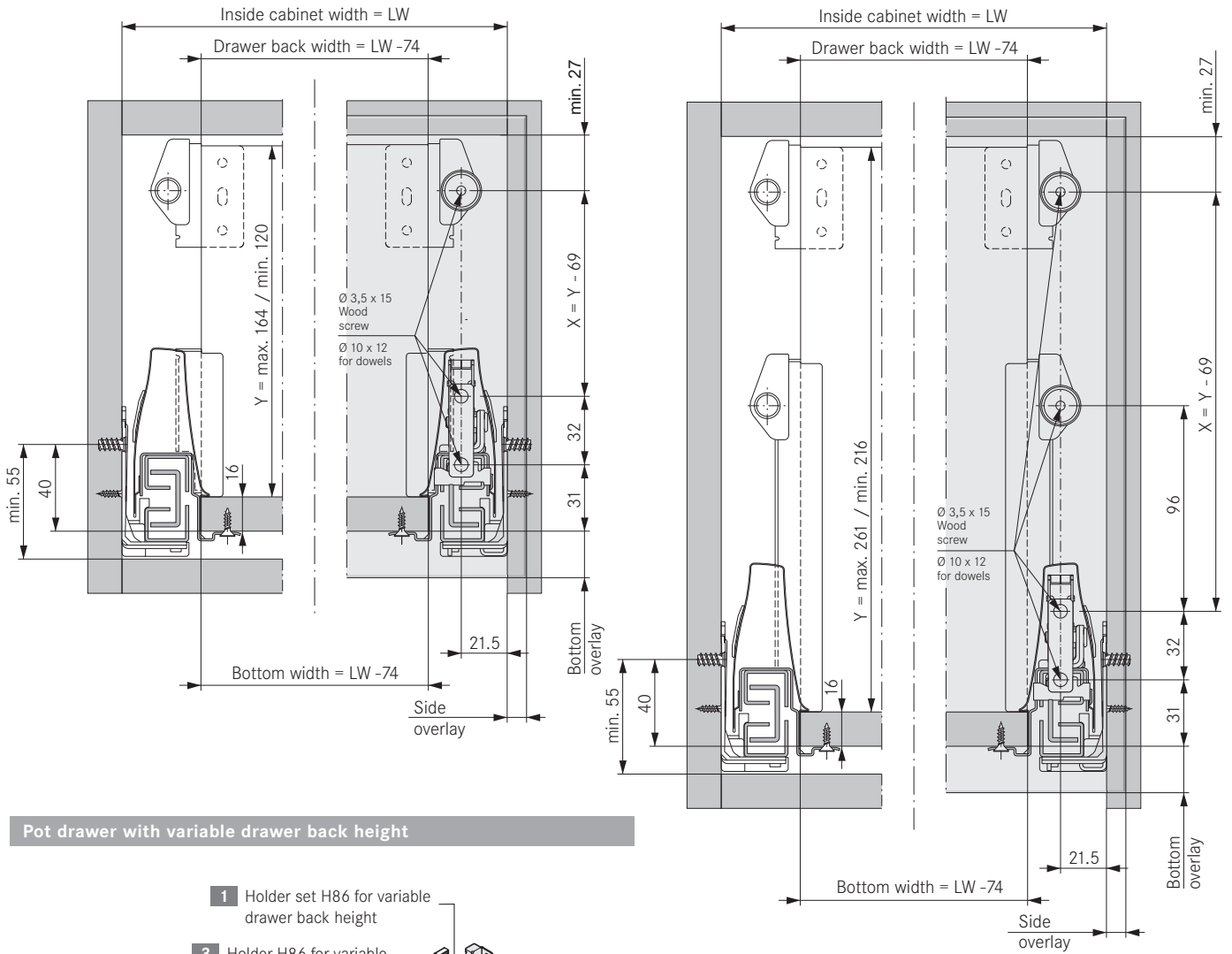


	Item No. alu-metallic
	6788.17
PU/packaging unit	PU 400

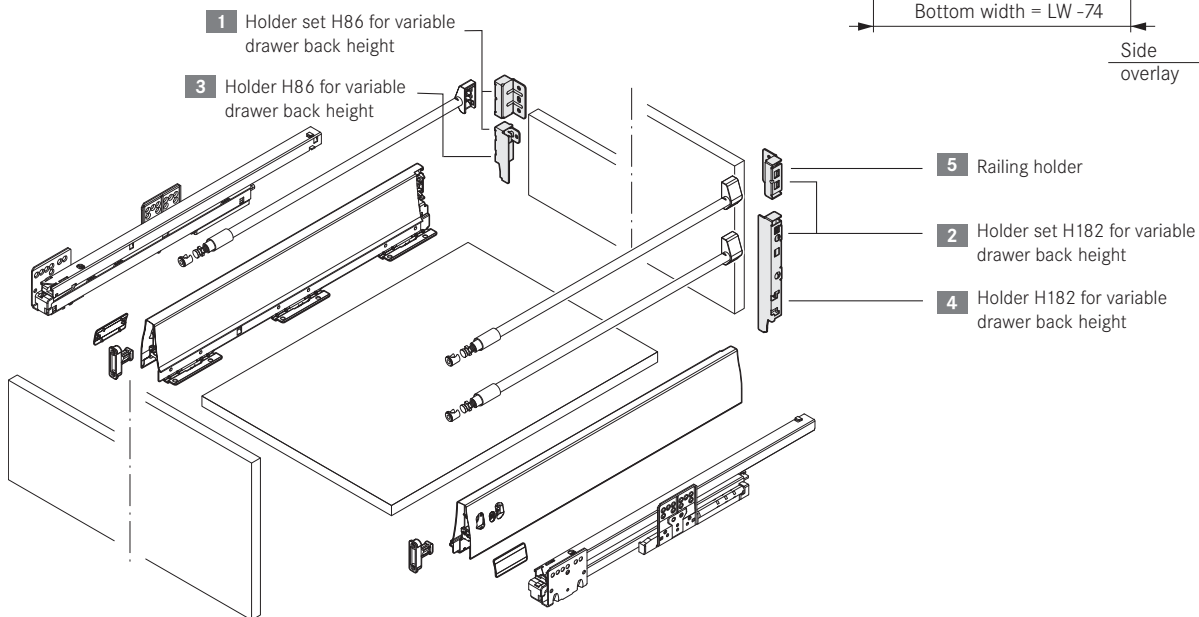
PU 400 = 400 pcs. loose in carton

Dynamic XP full-extension slides	Chapter 5	Railing	Page 1.22 – 1.25	Steel drawer backs	Page 1.20
Tipmatic Plus full-extension slides	Chapter 5	Add-on systems	Page 1.26 – 1.31	Technical information	Page 1.50 - 1.53

Mounting positions



Pot drawer with variable drawer back height



For mounting to cabinet side we recommend special Euro screws 191 and 192, chapter 6, page 6.9

All dimensions in millimetres.

DWD XP Standard
DWD XP Sidewood
DWD XP Agentis
Organizing systems
Dynamic XP drawer slides
Accessories Assembly aids
Index

DWD XP Standard steel drawer backs

for drawers and pot drawers.



- High-quality steel drawer backs with fixed widths and heights
- Same surface finish as drawer sides
- For 16 mm cabinet sides
(for 18 and 19 mm cabinet sides on request)

Standard colours

 alu-metallic

Special colours (on request)

 champagne

 white

1 Steel drawer drawer back, height 86 / S16



Cabinet width (cabinet side S16)	Item No. alu-metallic	
300	-	6713.217.17
350	-	6713.267.17
400	-	6713.317.17
450	-	6713.367.17
500	-	6713.417.17
600	-	6713.517.17
800	-	6713.717.17
900	-	6713.817.17
1000	6713.917.17	-
1200	6713.1117.17	-
PU/packaging unit	PU 25	PU 40

PU 25 = 25 pcs. loose in carton

PU 40 = 40 pcs. loose in carton

2 Steel drawer drawer back, height 182 / S16



Cabinet width (cabinet side S16)	Item No. alu-metallic	
300	-	6733.217.17
350	-	6733.267.17
400	-	6733.317.17
450	-	6733.367.17
500	-	6733.417.17
600	-	6733.517.17
800	-	6733.717.17
900	-	6733.817.17
1000	6733.917.17	-
1200	6733.1117.17	-
PU/packaging unit	PU 15	PU 25

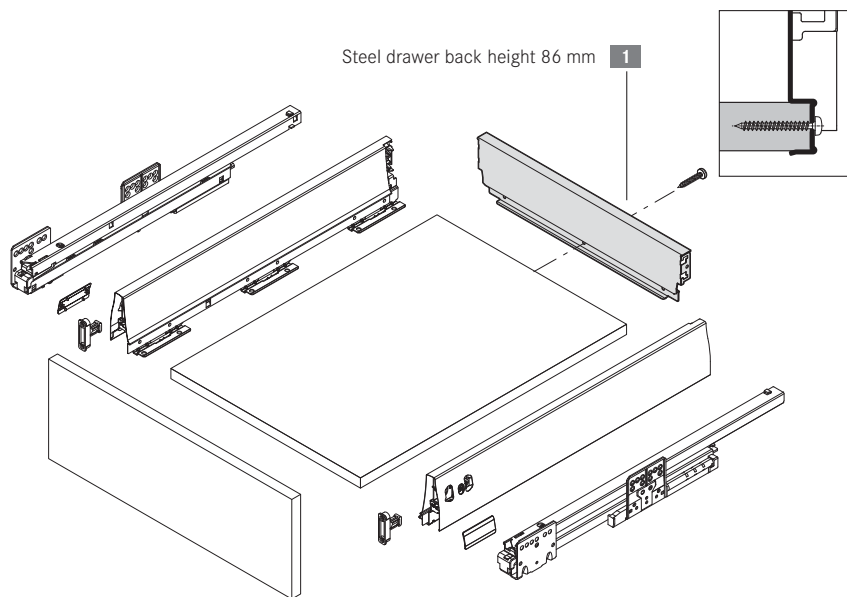
PU 15 = 15 pcs. loose in carton

PU 25 = 25 pcs. loose in carton

Drawers	Page 1.10	Sink application	Page 1.42	Technical information	Page 1.50 - 1.53
Pot drawers	Page 1.14	Crockery cabinet application	Page 1.48		

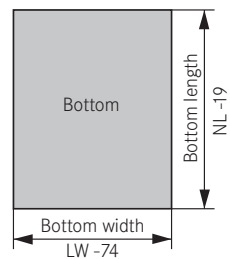
Drawer with steel drawer back H 86

Cutting dimensions based on 16 mm particle board



Steel drawer back height 86 mm **1**

Steel drawer back

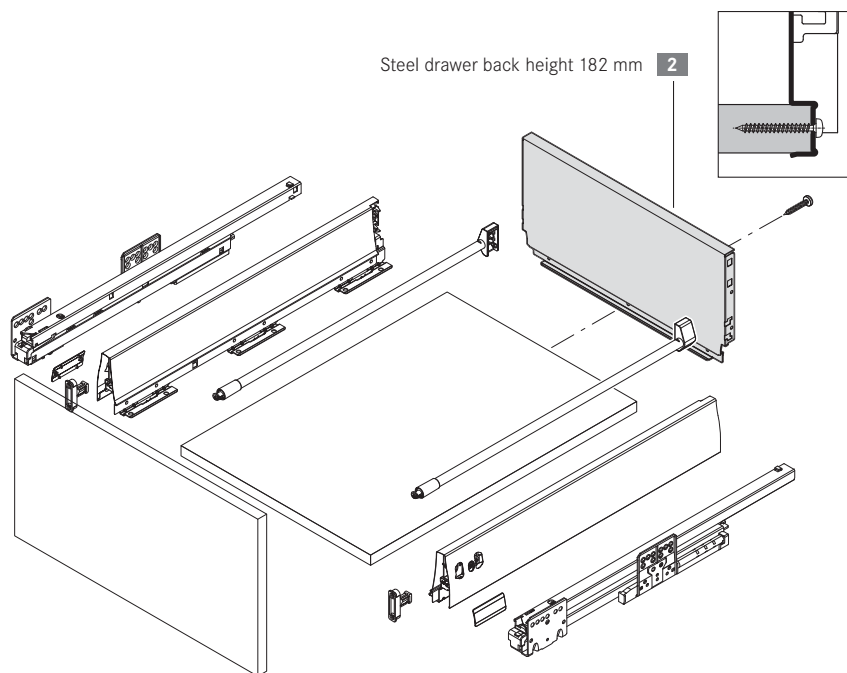


Minimum installation depth = NL
NL = Nominal length of runner

For cabinet width 800 mm and above, we recommend attaching the steel drawer back to the bottom with a wood screw.

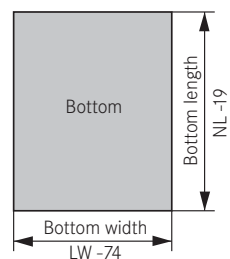
Pot drawer with steel drawer back height 182

Cutting dimensions based on 16 mm particle board



Steel drawer back height 182 mm **2**

Steel drawer back



Minimum installation depth = NL
NL = Nominal length of runner

For cabinet width 800 mm and above, we recommend attaching the steel drawer back to the bottom with a wood screw.

All dimensions in millimetres.

DWD XP
Standard

DWD XP
Sidewood

DWD XP
Agantis

Organizing
systems

Dynamic XP
drawer slides

Accessories
Assembly aids

Index



DWD XP Standard screw-on railing

for wooden and steel drawer backs.





- Screw to front panel, quick and strong connection of drawer back to front panel
- Fitted with clips to drawer back
- Simple adjustment of front inclination

Standard colours

-  alu-metallic
-  stainless steel look

Special colours (on request)

-  champagne
-  white

1 Screw-on railing set



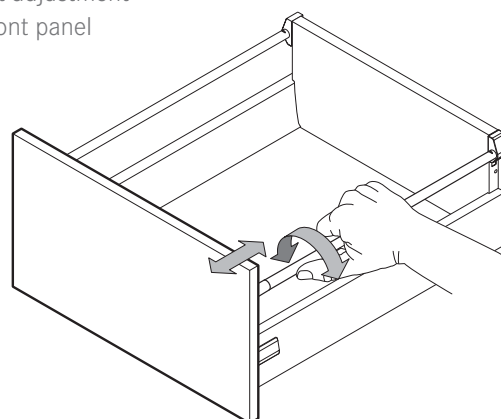
Nominal length	Item No. alu-metallic	Item No. stainless steel look
350	13030.350.17	13030.350.15
400	13030.400.17	13030.400.15
450	13030.450.17	13030.450.15
500	13030.500.17	13030.500.15
550	13030.550.17	13030.550.15
600	13030.600.17	-
650	13030.650.17	-
PU/packaging unit	PU 1/25	PU 1/25

PU 1/25 = 1 set per bag/25 sets per carton

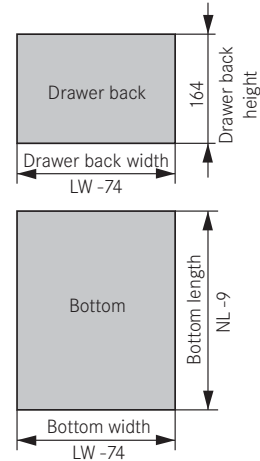
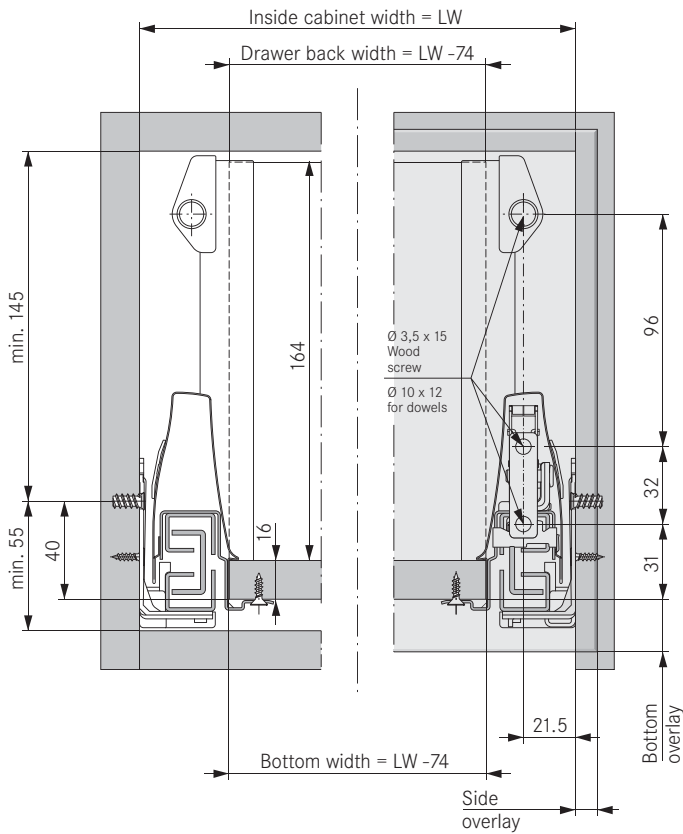
Nominal length 300 mm on request

1 set consisting of: 1 railing left, 1 railing right incl. front fixing cover, 2 screw-on front fixings for railing

Tilt adjustment
Front panel

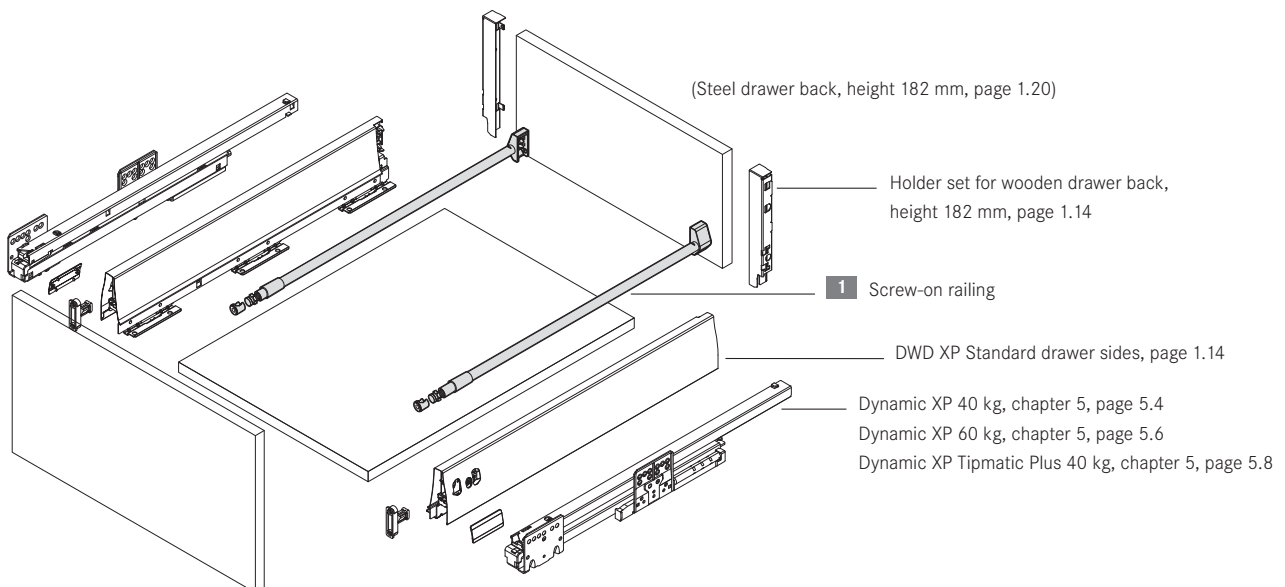


Mounting positions **Cutting dimensions based on 16 mm particle board**



Minimum installation depth = NL + 9
 NL = Nominal length of runner

Pot drawer with screw-on railing



All dimensions in millimetres.

DWD XP Standard

DWD XP Sidewood

DWD XP Agantis

Organizing systems

Dynamic XP drawer slides

Accessories Assembly aids

Index



DWD XP Standard quick-mounting railing

for wooden and steel drawer backs.





- Quick to fit to front panel for efficient mounting
- Fitted with clips to drawer back
- Simple adjustment of front inclination

Standard colours

-  alu-metallic
-  stainless steel look

Special colours (on request)

-  champagne
-  white

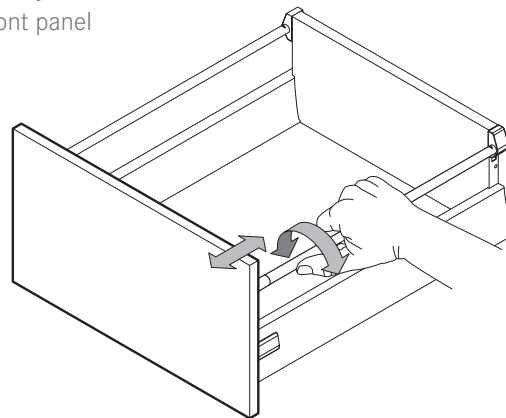
1 Quick-mounting railing set



Nominal length	Item No. alu-metallic	Item No. stainless steel look
350	13131.350.17	-
400	13131.400.17	-
450	13131.450.17	-
500	13131.500.17	13131.500.15
550	13131.550.17	-
600	13131.600.17	-
650	13131.650.17	-
PU/package unit	PU 100	PU 100

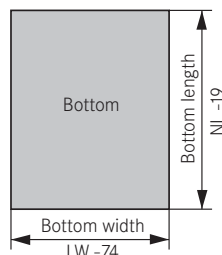
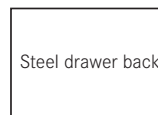
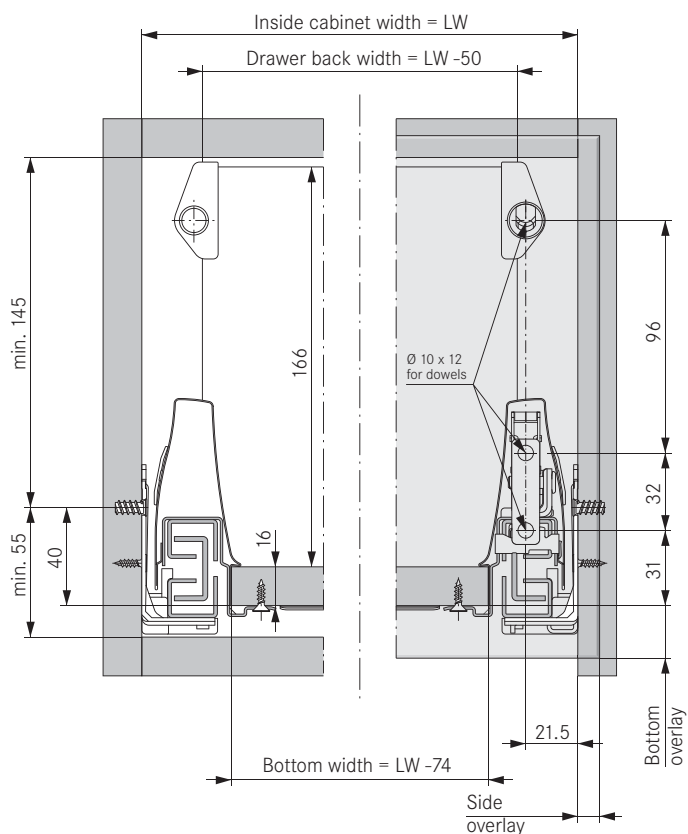
PU 100 = 100 sets in separate cartons, consisting of: left/right railing including cover sleeves

Tilt adjustment
Front panel



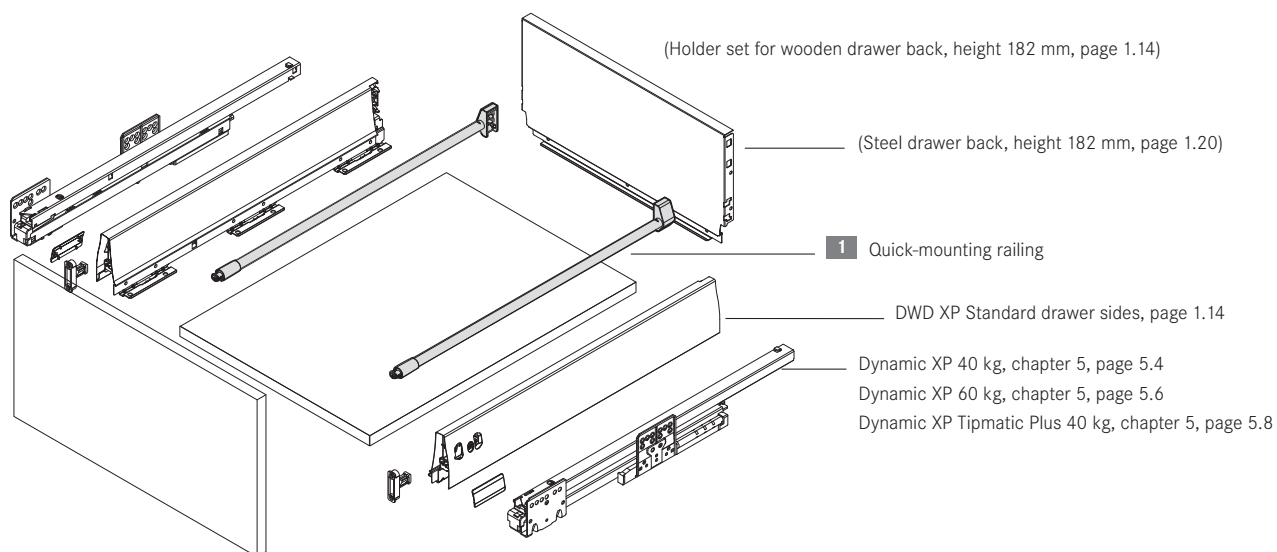
Mounting positions

Cutting dimensions based on 16 mm particle board



Minimum installation depth = NL
NL = Nominal length of runner

Pot drawer with quick-fit railing



All dimensions in millimetres.

DWD XP
Standard

DWD XP
Sidewood

DWD XP
Agantis

Organizing
systems

Dynamic XP
drawer slides

Accessories
Assembly aids

Index

DWD XP Standard Variowing



Glass add-on system.





- Glass add-on system based on round railing
- Valuable, high-quality glass look (4 mm glass) *
- Easy to fit and remove without tools
- Can be used with Magic Optima dividing system

* Glass sides not supplied by Grass

Standard colours

-  alu-grey
-  stainless steel look

Special colours (on request)

-  champagne
-  white

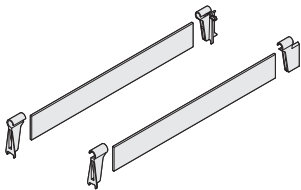
1 Variowing glass holder set



Glas holder	Item No. alu-grey	
for Variowing	14700.32	14701.32
PU/packaging unit	PU 1/50	PU 200

PU 1/50 = 1 holder set, front and back, left/right per bag / 50 sets per carton
 PU 200 = 200 holder sets, front and back, left/right loose

2 Variowing Acrylic glass set



Nominal length	Item No. alu-grey	
500	14750.500.32	
550	14750.550.32	
PU/packaging unit	PU 1/20	

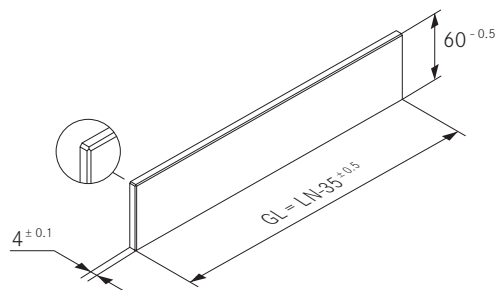
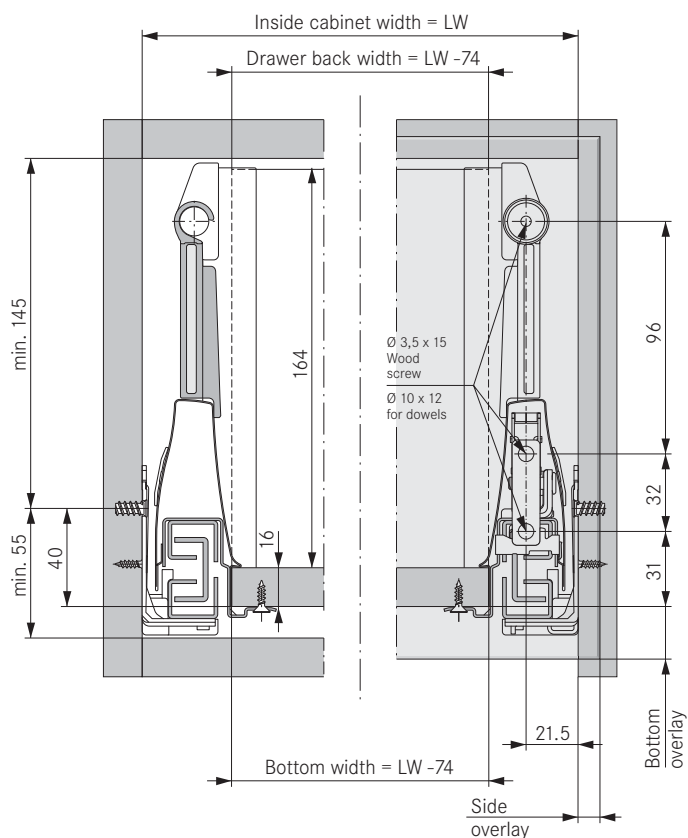
1 set per bag / 20 sets per carton

1 set consists of: 1 set left/right glass holder front and back
 2 acrylic glass sides (satin finish and protection film on both sides)

Acrylic glass in industrial packaging and imprinted with customer logo available on request.

Mounting positions

Dimensions for glass cutting



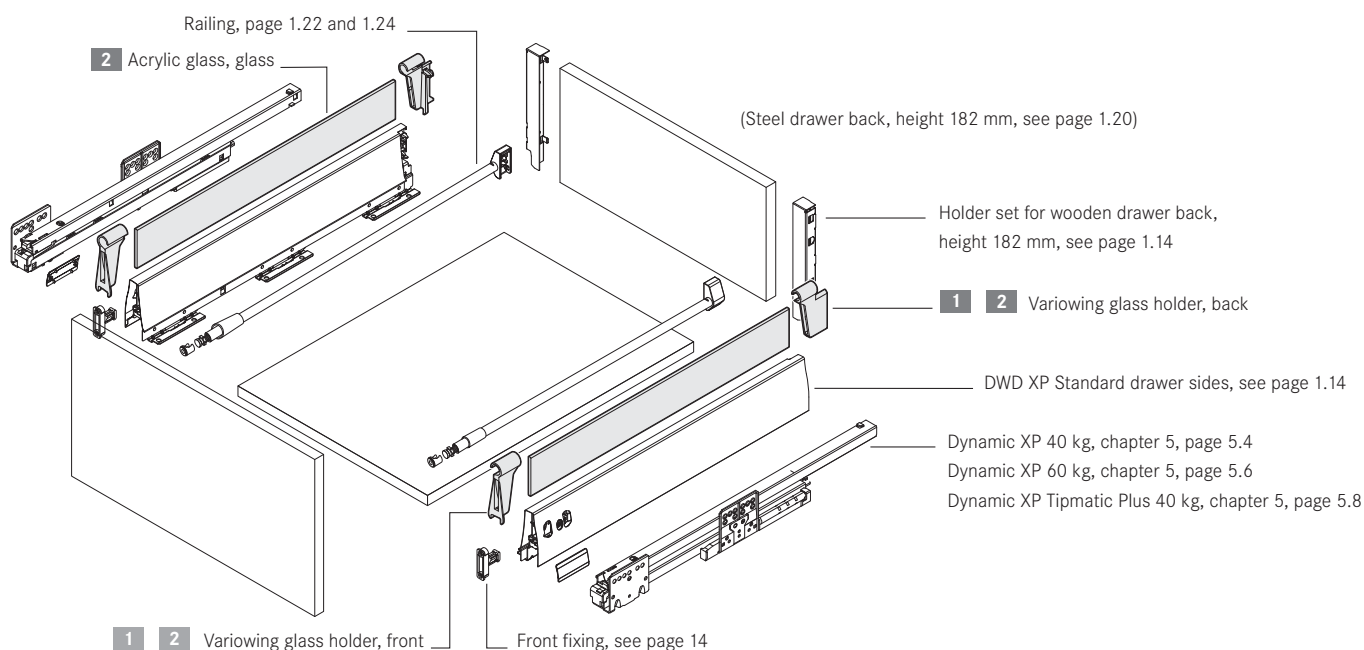
NL/nominal length in mm	GL /glass length in mm ± 0.5 mm
350	315
400	365
450	415
500	465
550	515
600	565
650	615

Information:

All edges must be chamfered (approx. 0.7 mm x 45°).

Grass recommends SGS glass (toughened safety glass), please refer to national and international safety standards.

Pot drawer with Variowing add-on system in glass



All dimensions in millimetres.

DWD XP
Standard

DWD XP
Sidewood

DWD XP
Agantis

Organizing
systems

Dynamic XP
drawer slides

Accessories
Assembly aids

Index


DWD XP Standard Duowing

Double-wall add-on system.

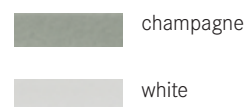


- Double-wall add-on system based on round railing
- Can be used with Magic Classic and Magic Optima dividing systems
- Easy to fit and remove without tools

Standard colours



Special colours (on request)



1 Duowing

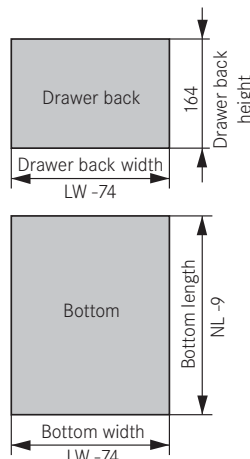
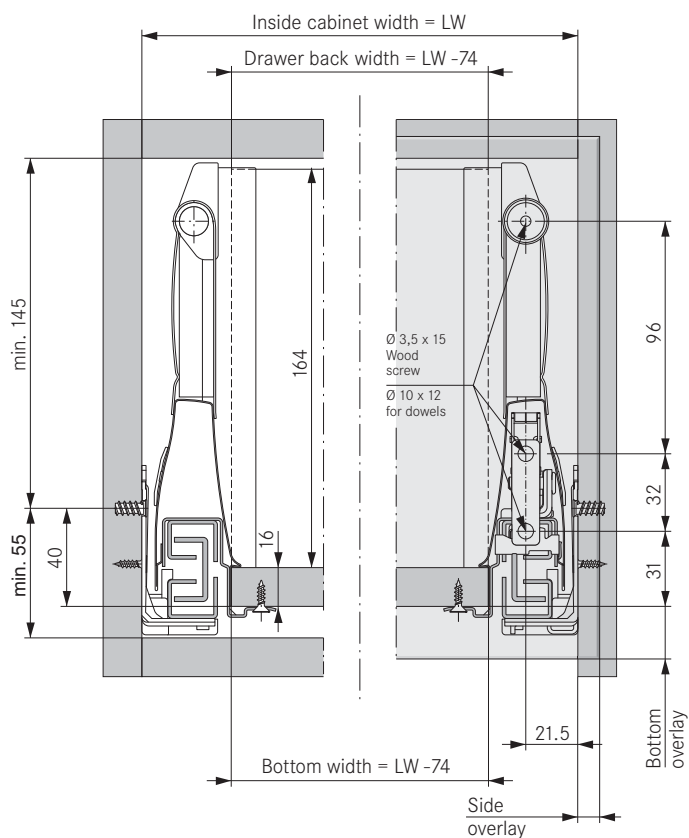


Nominal length	Item No. alu-metallic		Item No. stainless steel	
400	14400.400.17	-	14400.400.40	-
450	14400.450.17	14401.450.17	14400.450.40	-
500	14400.500.17	14401.500.17	14400.500.40	14401.500.40
550	14400.550.17	14401.550.17	14400.550.40	-
600	14400.600.17	-	-	-
650	14400.650.17	-	-	-
PU/packaging unit	PU 1	PU 10	PU 1	PU 10

PU 1 = 1 set consisting of: 2 Duowing sides, 1 left anti-slip device, 1 right anti-slip device in carton
 PU 10 = 10 sets in carton

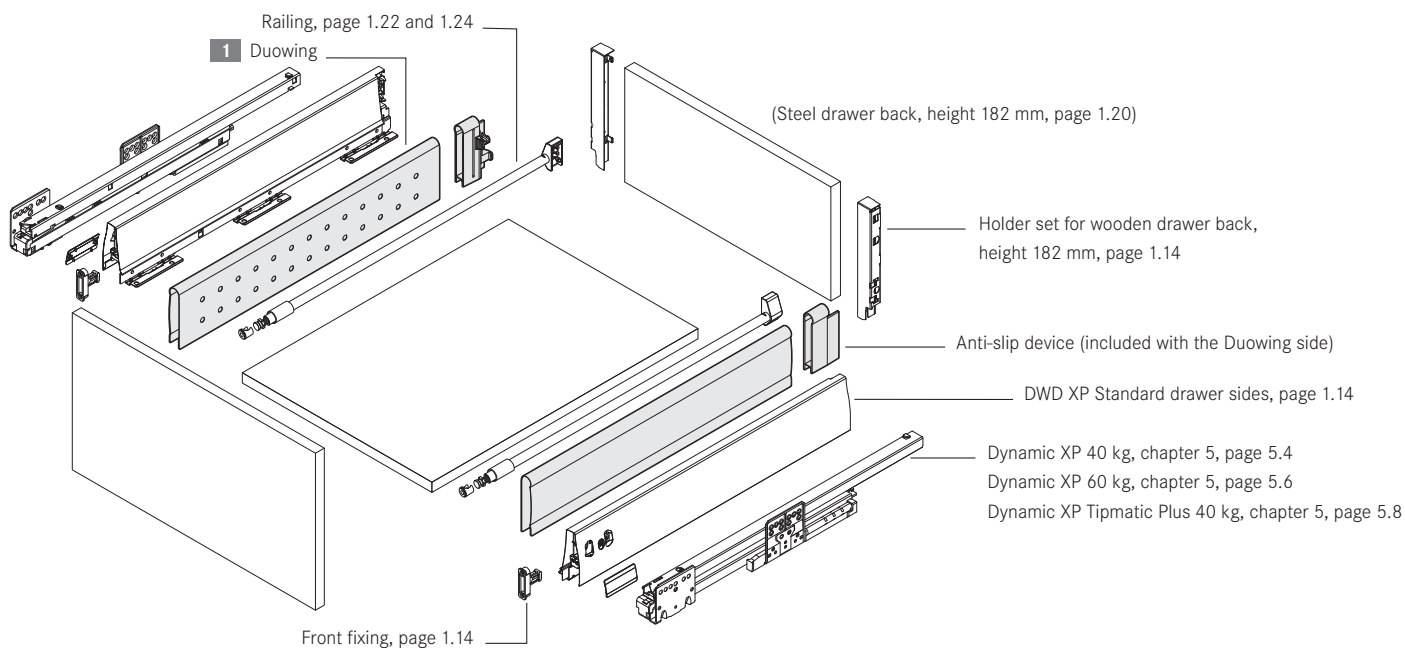
Mounting positions

Cutting dimensions based on 16 mm particle board



Minimum installation depth = NL + 9
NL = Nominal length of runner

Pot drawer with Duwing add-on system



All dimensions in millimetres.

DWD XP
Standard

DWD XP
Sidewood

DWD XP
Agantis

Organizing
systems

Dynamic XP
drawer slides

Accessories
Assembly aids

Index

DWD XP Standard Solowing

Single-wall add-on system.




- Single-wall add-on system based on round railing
- Can be used with Magic Classic and Magic Optima dividing systems
- Easy to fit and remove without tools

Standard colours

 alu-metallic

Special colours (on request)

 champagne

 white

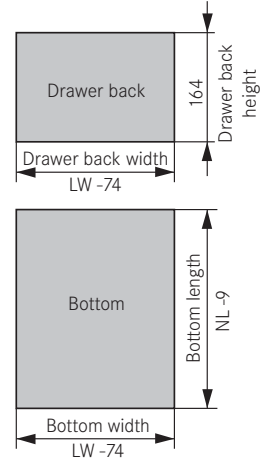
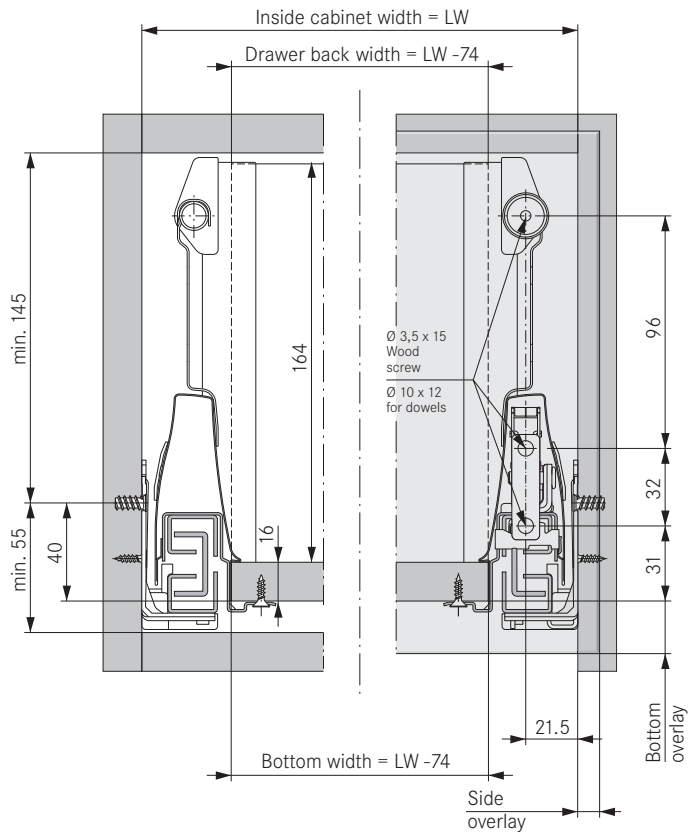
1 Solowing



Nominal length	Item No. alu-metallic
400	12511.400.17
450	12511.450.17
500	12511.500.17
550	12511.550.17
PU/packaging unit	PU 40

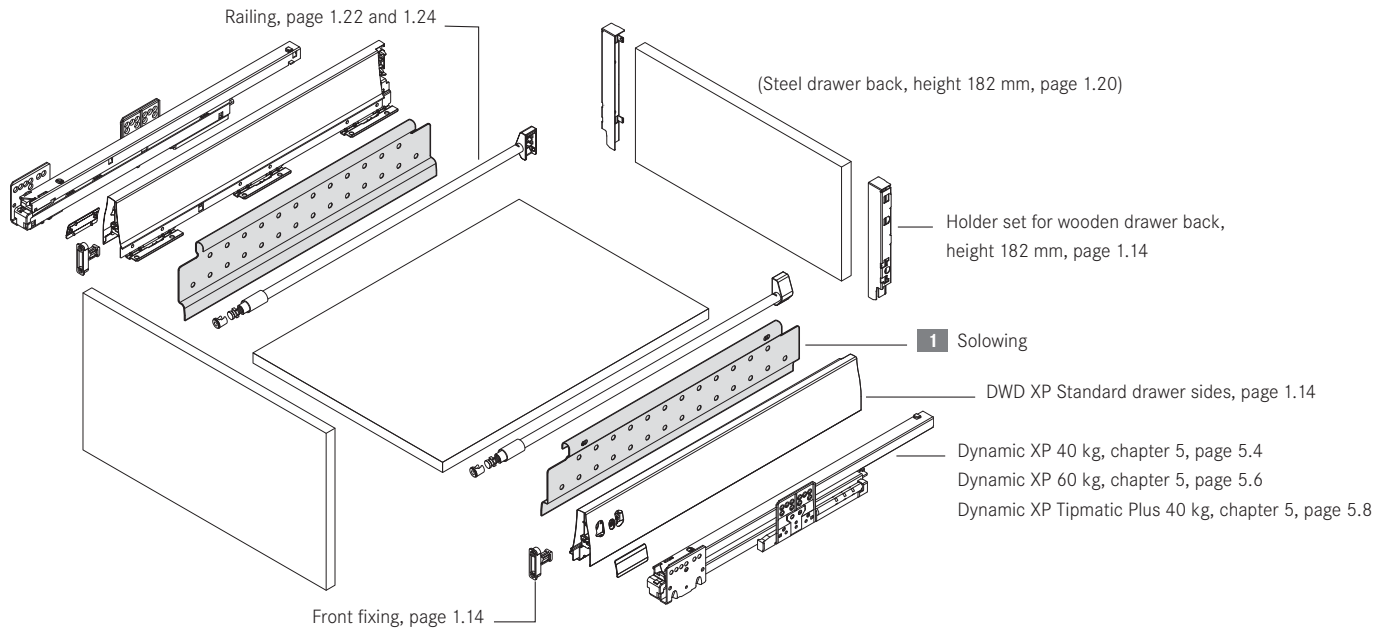
PU 40 = 40 pcs. (2 pcs. are needed for one drawer)

Mounting positions **Cutting dimensions based on 16 mm particle board**



Minimum installation depth = NL + 9
 NL = Nominal length of runner

pot drawer with Duowing add-on system



All dimensions in millimetres.

DWD XP Standard

DWD XP Sidewood

DWD XP Agantis

Organizing systems

Dynamic XP drawer slides

Accessories Assembly aids

Index

DWD XP Standard Magic Optima



Dividing system for round railing and for Variowing, Duowing and Solowing add-on system.





- Individual organisation of the available space for a clear and tidy arrangement of drawer contents
- Quick to fit without tools
- Can be fitted to existing drawers
- Tool-free adjustment, variable use of space

DWD XP Magic Optima for Variowing, Duowing packaged as set on page 1.34

Standard colours

-  alu-metallic
-  stainless steel look

Special colours (on request)

-  champagne
-  white

1 Magic Optima divider profile



Cabinet width (cabinet side S16)	Item No. alu-metallic		Item No. stainless steel look
600	-	12800.472.17	-
1200	12800.1072.17	-	12800.1072.42
PU/packaging unit	PU 10	PU 20	PU 10

PU 10 = 10 pcs. wrapped separately in film
PU 20 = 20 pcs. wrapped separately in film

2 Magic Optima profile holder for Variowing system and round railing



	Item No. alu-grey	
for Variowing	12820.32	12821.32
PU/packaging unit	PU 2/40	PU 100

PU 2/40 = 2 pcs. per bag / 40 pcs. per carton
PU 100 = 100 pcs. loose

3 Magic Optima profile holder for Duowing system



	Item No. alu-grey	
for Duowing	12810.32	12811.32
PU/packaging unit	PU 2/40	PU 100

PU 2/40 = 2 pcs. per bag / 40 pcs. per carton
PU 100 = 100 pcs. loose

4 Magic Optima profile holder for Solowing system



	Item No. alu-grey	
for Solowing	12815.32	12816.32
PU/packaging unit	PU 2/40	PU 100

PU 2/40 = 2 pcs. per bag / 40 pcs. per carton
PU 100 = 100 pcs. loose

5 Magic Optima Smart Board



	Item No. alu-grey
	12850.32
PU/packaging unit	PU 20

PU 20 = 20 pcs. loose

Railing	Page 1.22 – 1.25	Duowing add-on system	Page 1.28	Assembly aids	Chapter 6
Variowing add-on system	Page 1. 26	Solowing add-on system	Page 1.30	Technical information	Page 1.50 - 1.53



Magic Optima with Variowing

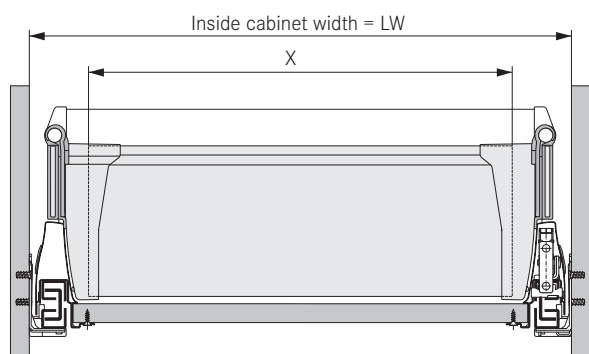


Magic Optima with Duowing



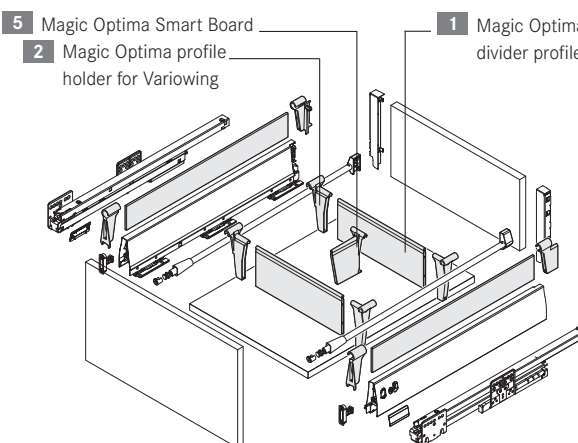
Magic Optima with Solowing

Duowing – cutting dimensions for Magic Optima profile

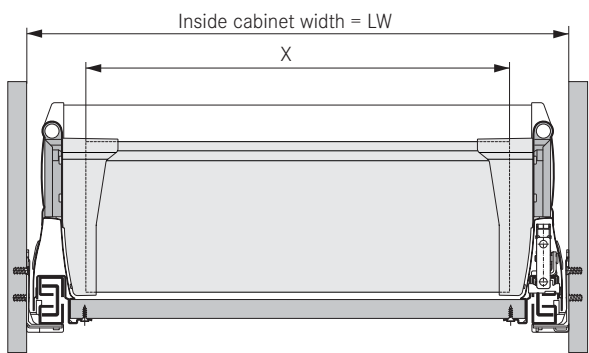


Optima profile for Variowing $X = LW - 96$

Pot drawer with Variowing and Magic Optima dividing system

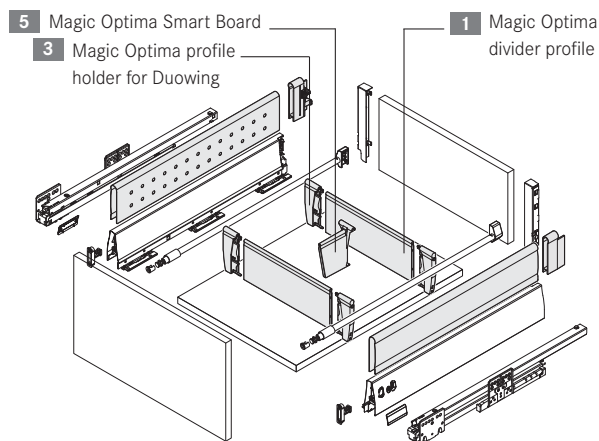


Duowing – cutting dimensions for Magic Optima profile

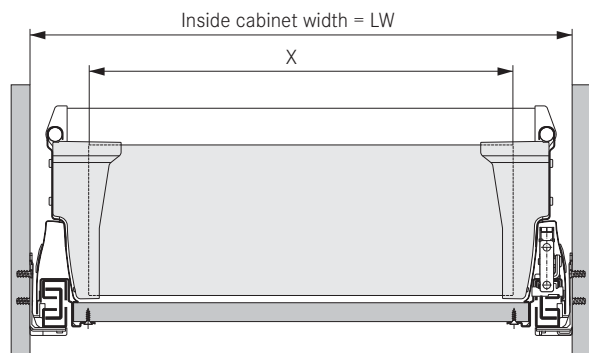


Optima profile for Duowing $X = LW - 96$

Pot drawer with Duowing and Magic Optima dividing system

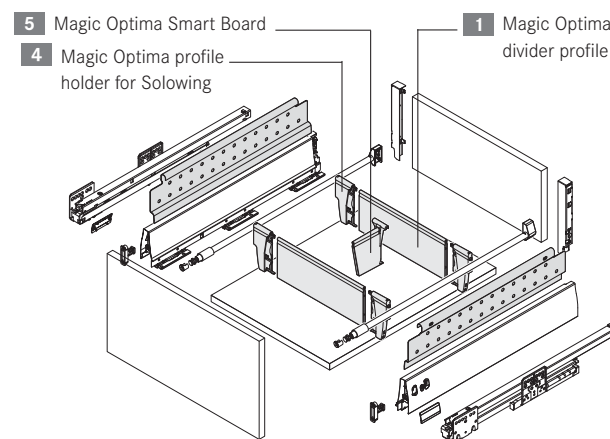


Solowing – cutting dimensions for Magic Optima profile



Optima profile for Solowing $X = LW - 96$

Pot drawer with Solowing and Magic Optima dividing system



All dimensions in millimetres.

DWD XP Standard Magic Optima set

for round railing and for Variowing and Duowing add-on system.



- Application range for cabinet sides S16 – 19
- Individual organisation of the available space for a clear and tidy arrangement of drawer contents
- Quick to fit without tools
- Can be fitted to existing drawers
- Tool-free adjustment, variable use of space

Standard colours



alu-metallic

DWD XP Magic Optima single product range for Variowing, Duowing and Solowing incl. other colours on page 1.32

1 Magic Optima set for railing and Variowing



Cabinet width (cabinet side S16–19)	Item No. alu-metallic
500	12885.366.17
600	12885.466.17
800	12885.666.17
900	12885.766.17
1000	12885.866.17
1200	12885.1066.17
PU/packaging unit	PU 1/10

PU 1/10 = 1 set per bag/10 sets per carton

2 Magic Optima set for Duowing



Cabinet width (cabinet side S16–19)	Item No. alu-metallic
500	12875.366.17
600	12875.466.17
800	12875.666.17
900	12875.766.17
1000	12875.866.17
1200	12875.1066.17
PU/packaging unit	PU 1/10

PU 1/10 = 1 set per bag/10 sets per carton

1 DWD XP Magic Optima set consists of:

- 1 Magic Optima profile, length XXX
- 2 Optima holders (Vario or Duowing)
- X Smart Boards (depends on width of cabinet)
- 1 Mounting instruction

CW 500: profile, length 366, 2 Smart Boards
 CW 600: profile, length 466, 2 Smart Boards
 CW 800: profile, length 666, 3 Smart Boards
 CW 900: profile, length 766, 3 Smart Boards
 CW 1000: profile, length 866, 4 Smart Boards
 CW 1200: profile, length 1066, 4 Smart Boards

Railing	Page 1.22 – 1.25	Duowing add-on system	Page 1.28	Assembly aids	Chapter 6
Variowing add-on system	Page 1. 26	Solowing add-on system	Page 1.30	Technical information	Page 1.50 - 1.53

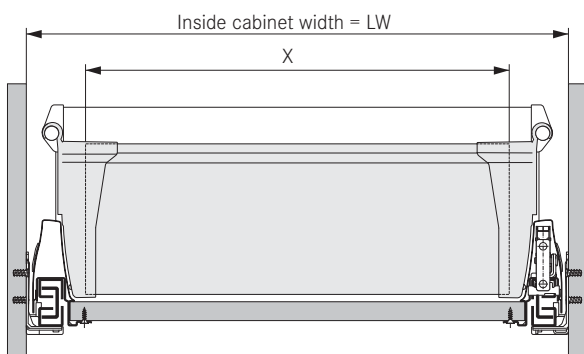


Magic Optima set with Variowing



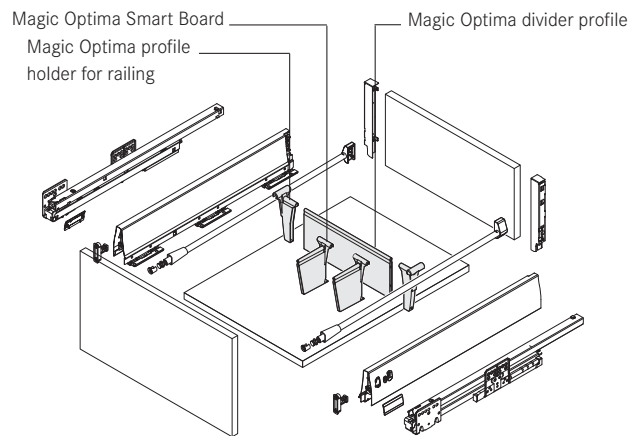
Magic Optima set with Duowing

1 Railing – cutting dimensions for Magic Optima profile

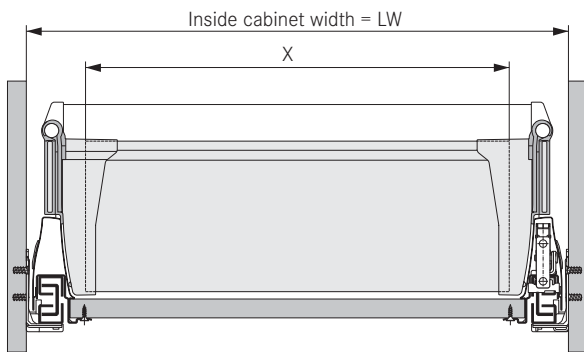


Optima profile for Railing $X = LW - 96$

Pot drawer with railing and Magic Optima dividing system

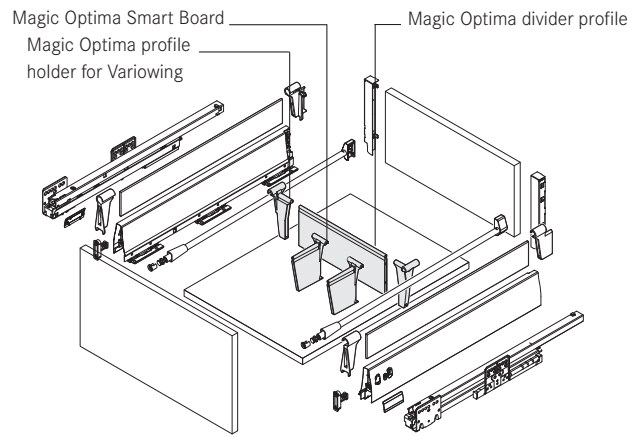


1 Variowing – cutting dimensions for Magic Optima profile

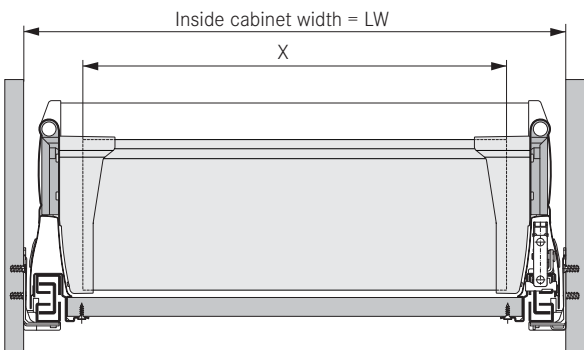


Optima profile for Variowing $X = LW - 96$

Pot drawer with Variowing and Magic Optima dividing system

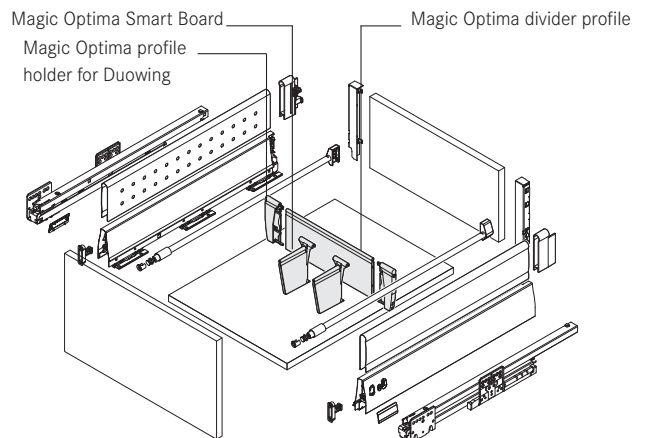


2 Duowing – cutting dimensions for Magic Optima profile



Optima profile for Duowing $X = LW - 96$

Pot drawer with Duowing and Magic Optima dividing system



All dimensions in millimetres.

DWD XP Standard Magic Classic

Dividing system for Duowing and Solowing add-on system.




- Can be fitted without tools
- Rapid installation and can be retrofitted any time
- Variable use of space

Standard colours

 alu-metallic

Special colours (on request)

 champagne

1 Magic Classic dividing set



Cabinet width (cabinet side S16)	Item No. alu-metallic
600	12700.495.17
1200	12700.1095.17
PU/package unit	PU 1/25

PU 1/25 = 1 set per bag / 25 sets per carton

1 set for cabinet width 600 consists of:
2 lengthwise rails, 2 cross rails, 4 cross fittings

1 set for cabinet width 1200 consists of:
3 lengthwise rails, 2 cross rails, 6 cross fittings

2 Magic Classic Smart Board



Item No. alu-metallic
12521.17
PU/package unit
PU 20

PU 20 = 20 pieces

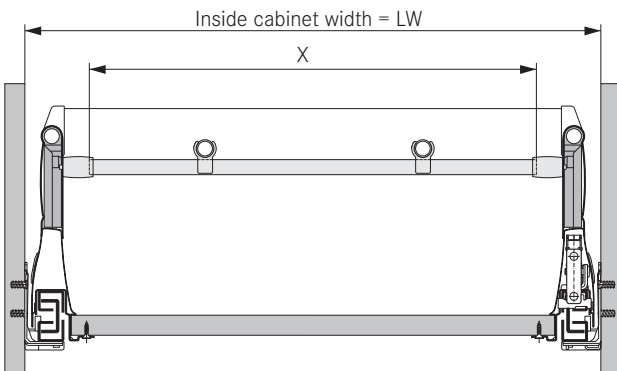


Magic Classic with Duowing



Magic Classic with Solowing

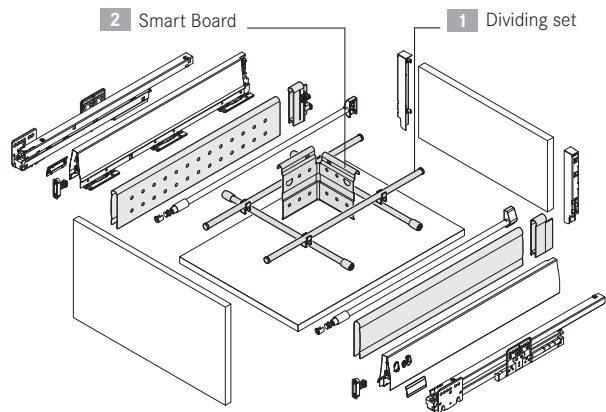
Cutting dimensions for Magic Classic cross rail with Duowing



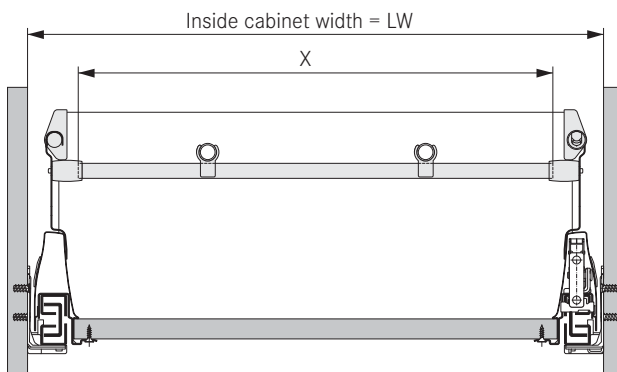
Divider rail for Classic

$$X = LW - 92$$

Pot drawer with Duowing and Magic Classic dividing system

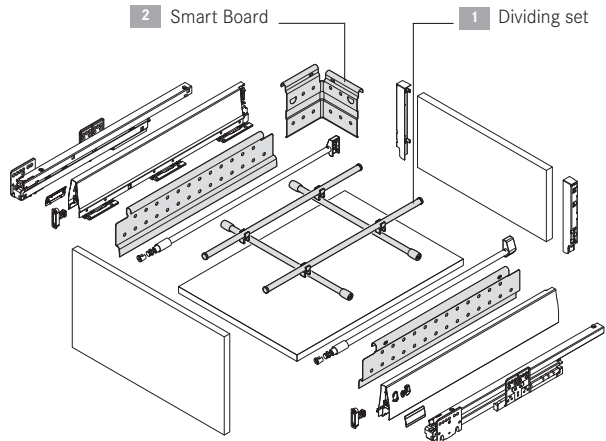


Cutting dimensions for Magic Classic cross rail with Solowing

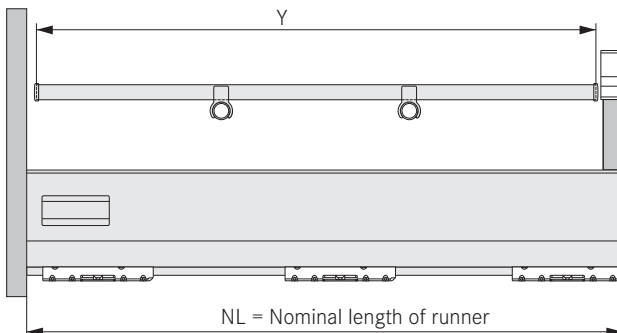


Divider rail for Classic $X = LW - 72$

Pot drawer with Solowing and Magic Classic dividing system



Cutting dimensions for Magic Classic lengthwise rail with Duowing and Solowing



Side Rail Duowing and Solowing $Y = NL - 38$

All dimensions in millimetres.

DWD XP
Standard

DWD XP
Sidewood

DWD XP
Agantis

Organizing
systems

Dynamic XP
drawer slides

Accessories
Assembly aids

Index



DWD XP Standard dividing rail and bottle holder

for pot drawer with railing.





- Individual organisation of the available space for a clear and tidy arrangement of drawer contents
- Quick fitting without tools
- Can be fitted to existing drawers
- Adjust without tools, variable use of space

Standard colours

-  alu-metallic
-  stainless steel look

Special colours (on request)

-  champagne
-  white

1 Dividing rail tube



Cabinet width (cabinet side S16)	Item No. alu-metallic		Item No. stainless steel look
600	-	13201.487.17	-
1200	13201.1087.17	13201.1087.17	13202.1087.15
PU/packaging unit	PU 20	PU 100	PU 20

PU 20 = 20 pcs. loose in carton
PU 100 = 100 pcs. loose in carton

2 Holder for single dividing rail



	Item No. alu-grey
Single	13611.32
PU/packaging unit	PU 200

PU 200 = 200 pieces loose

3 Holder for double dividing rail



	Item No. alu-grey
Double	13621.32
PU/packaging unit	PU 100

PU 100 = 100 pieces loose

4 Bottle holder

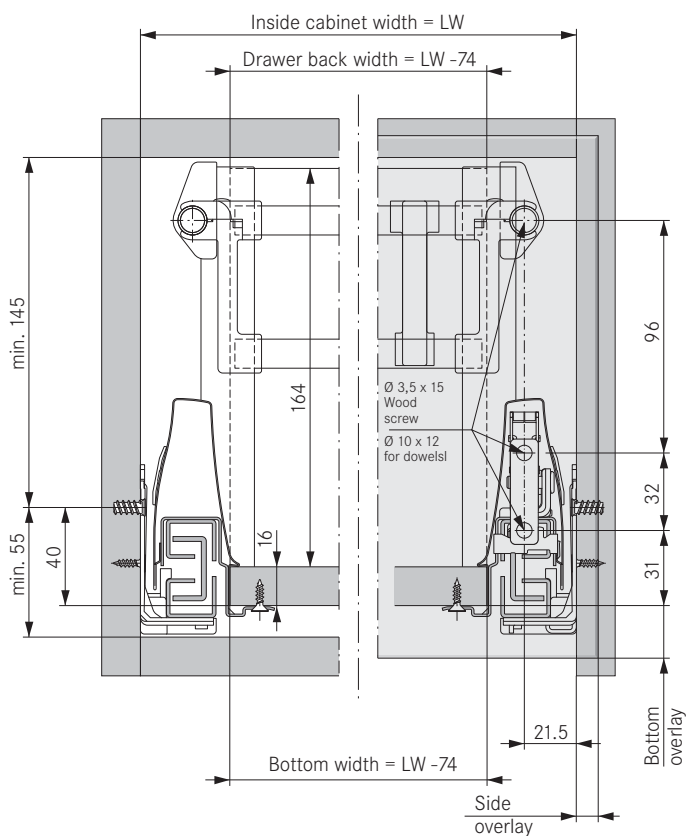


	Item No. alu-grey
	13631.32
PU/packaging unit	PU 100

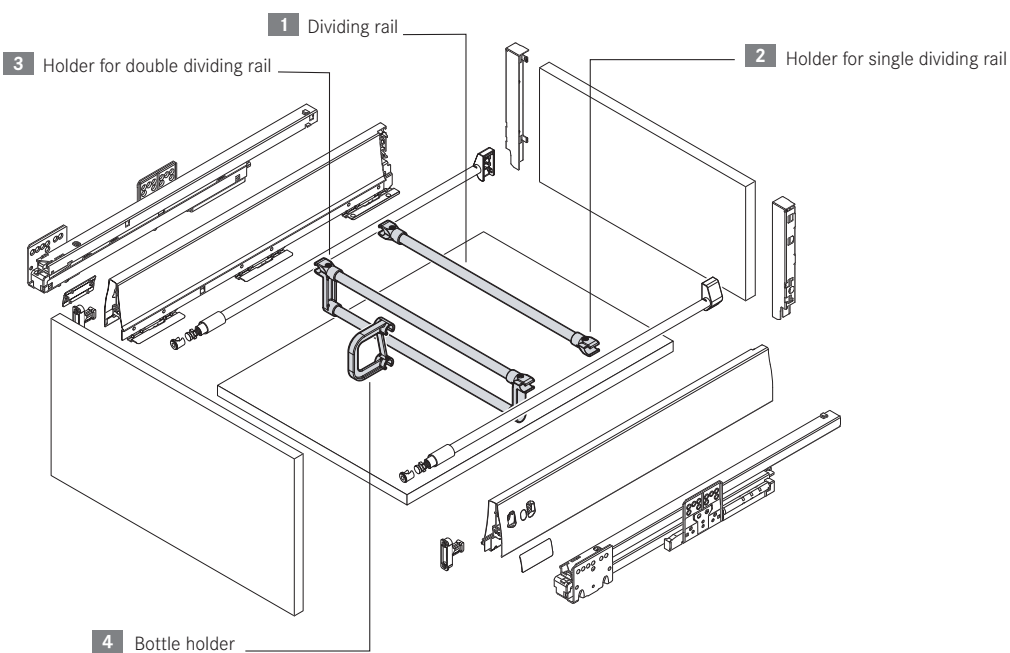
PU 100 = 100 pieces loose

Mounting positions

Cutting dimensions for dividing rail



Railing with single and double dividing rail



All dimensions in millimetres.

DWD XP
Standard

DWD XP
Sidewood

DWD XP
Agantis

Organizing
systems


Dynamic XP
drawer slides

Accessories
Assembly aids

Index

DWD XP Standard railing

for suspension files.



- Strong and high load-bearing capacity due to secure screw fixing to front panel and drawer back
- Easy incline adjustment of front panel
- Oval aluminium tube with strong bending resistance, natural anodized

1 Railing set for DWD-Dynamic-XP suspension files



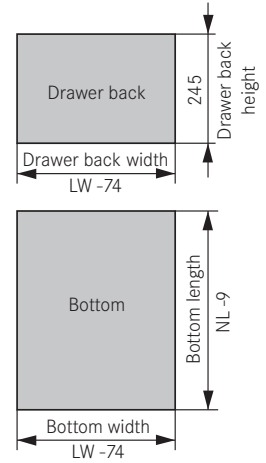
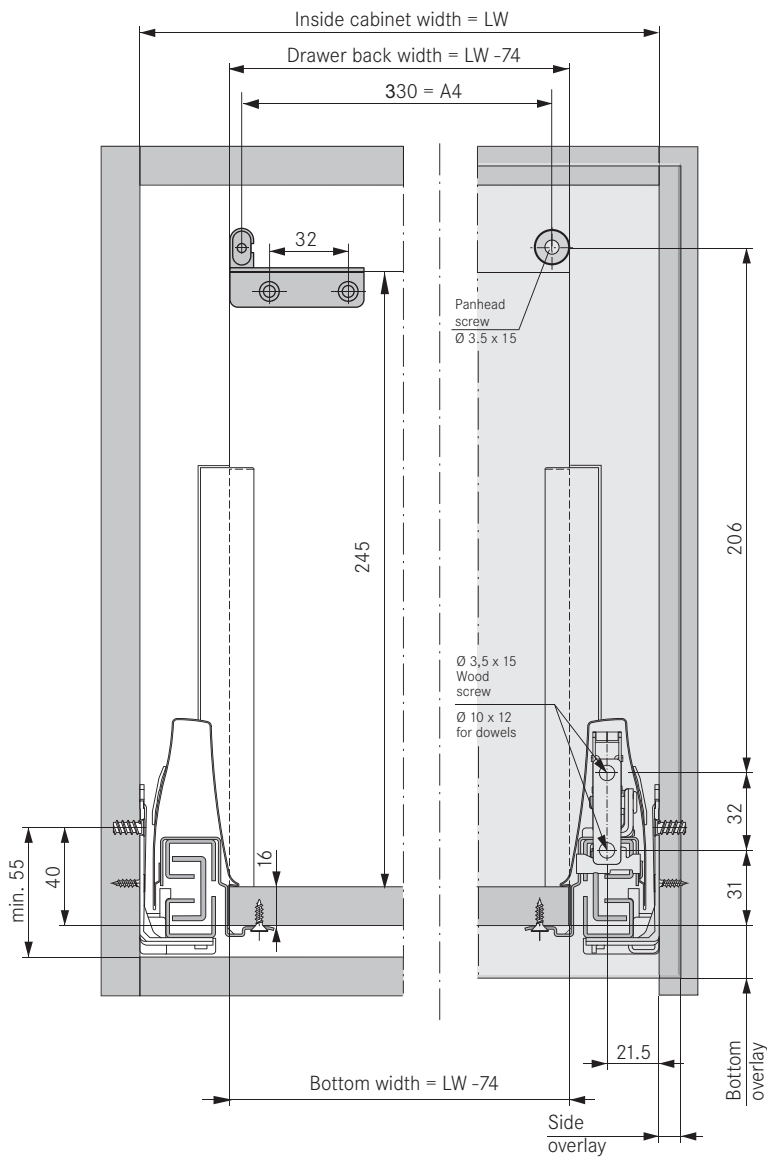
Nominal length	Item No. natural anodized
500	3595.500.22
550	3595.550.22
PU/packaging unit	PU 1/20

PU 1/20 = 1 set per bag/20 sets per carton

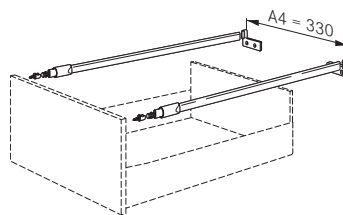
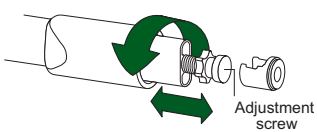
One railing set consists of:

2 railings, 2 front fixings, 2 drawer back holders, 2 front fixing covers

Mounting positions **Cutting dimensions based on 16 mm particle board**



Adjusting the front panel



Adjust the inclination of the front panel by turning the adjustment screw.

DWD XP Standard

DWD XP Sideward

DWD XP Agantis

Organizing systems

Dynamic XP drawer slides

Accessories Assembly aids

Index

All dimensions in millimetres.


DWD XP Standard sink drawer

Application example.

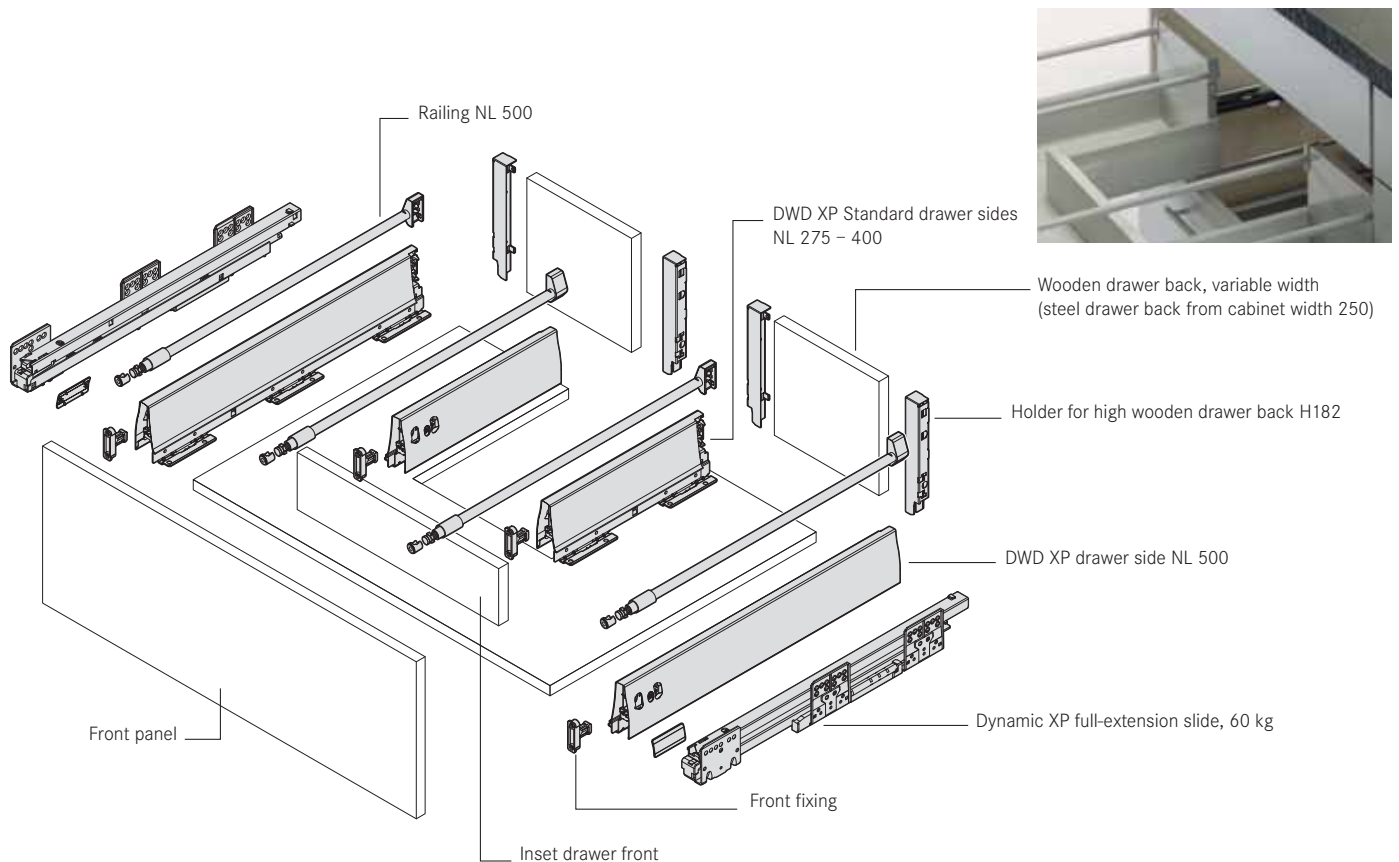


- Easy assembly with DWD XP standard products
- Variable width, variable cut
- As drawer or pot drawer
- All dividing systems fit

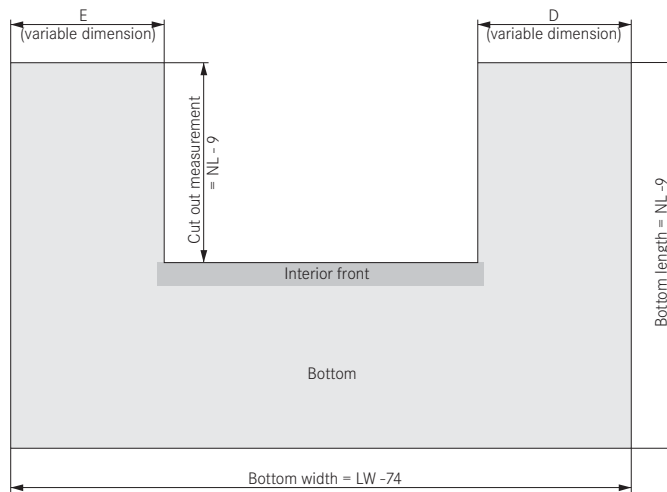
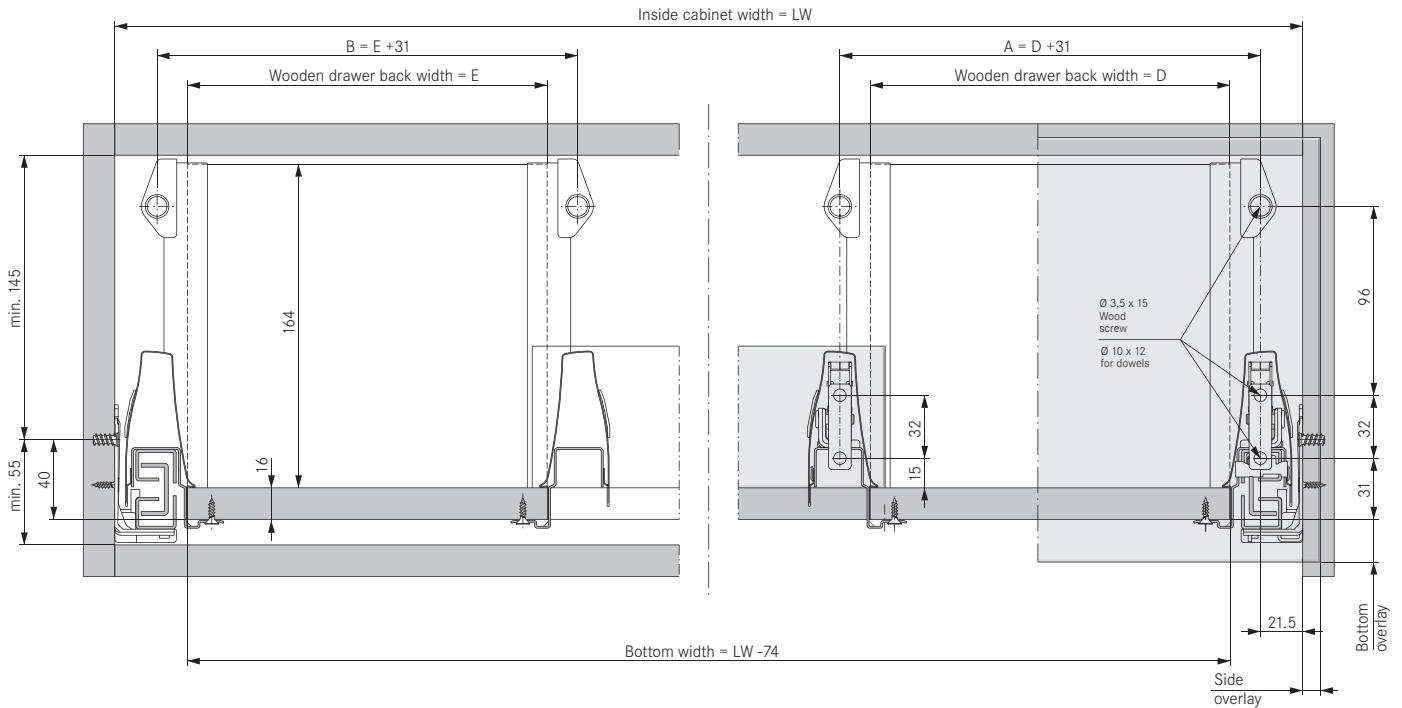
Foldable steel drawer backs for sink cabinets.
Widths 600, 800, 900 and 1200 on request.



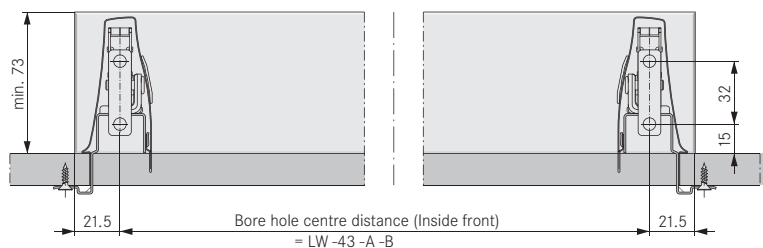
Sink drawer - application example



Mounting positions



Cutting dimensions for inside front



All dimensions in millimetres.

DWD XP
Standard

DWD XP
Sidewood

DWD XP
Agantis

Organizing
systems

Dynamic XP
drawer slides

Accessories
Assembly aids

Index

DWD XP Standard oven base drawer

Application example.



Oven base drawers matching the Dynamic XP full-extension slides with 40 kg load-bearing capacity

Ninka

"Oven-base drawer 2010"

Nominal length 500/cabinet width 600 mm

Elco

"Top Volume"

Nominal length 500/cabinet width 600 mm

Height 170 and 220 mm



**Dynamic XP full-extension slide, 40 kg
chapter 5, page 5.4**

Spacer



for DWD XP oven base drawer.



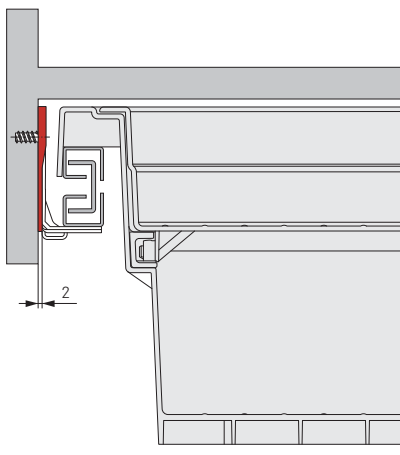
Spacer 2 mm thick for compensation of cabinet thickness S16 to S18 with Dynamic XP full-extension slides.

DWD XP spacer 2 mm



Item No. 6976.VE4
PU 1
PU 1 = 4 pcs. in bag

Mounting positions



All dimensions in millimetres.

DWD XP Standard

DWD XP Sidewood

DWD XP Agantis

Organizing systems

Dynamic XP drawer slides

Accessories Assembly aids

Index

DWD XP Standard large-volume drawer

for base applications.



- Pot drawer for 60 kg or 80 kg
- Independent of cabinet width
- Many organisation options using the add-on systems Variowing, Duowing and Solowing
- The drop at the front of the drawer in the open position is counteracted by a special level compensation device
- Depending on the load, it may be necessary to push the drawer manually into the closed position

1 Large-volume drawer sides

Nominal length	Item No. alu-metallic
500	6980.500.17
PU/packaging unit	PU 2/20

PU 2/20 = 2 pcs. / 20 pcs. per carton
(each pot drawer requires 2 pieces)

2 Level compensators

	Item No.
	6985.VE1
PU/packaging unit	PU 1

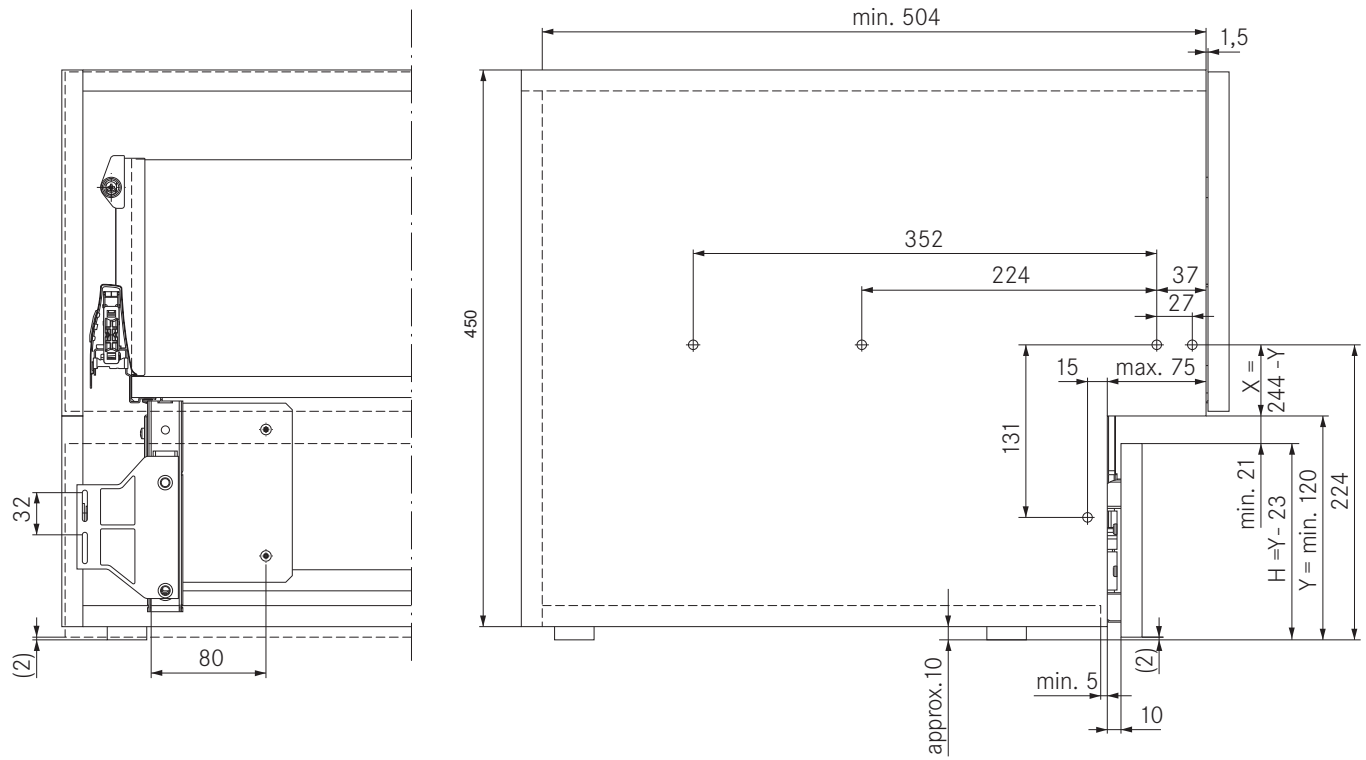
PU 1 = 1 set lh and rh, including 2 limit pins



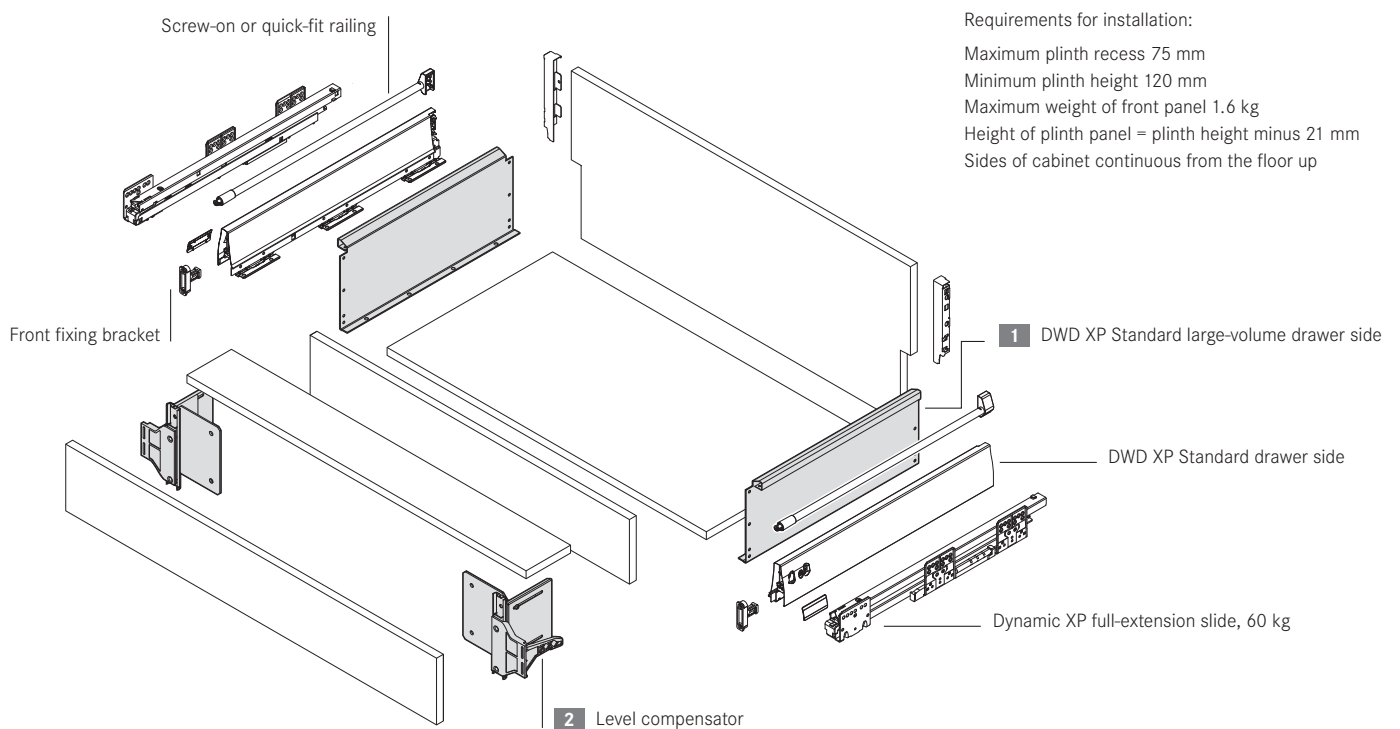
- The following items are needed for a large-volume drawer:
- 2 DWD XP Standard large-volume drawer sides (6980.500.17)
 - 1 set level compensator (6985.VE1), incl. 2 limit pins
 - 1 set DWD XP Standard drawer sides H95 alu-metallic
 - 1 set wooden drawer back holder H182
 - 1 set railing (screw-on or quick-fit)
 - 2 front panel holders (screw-on or dowel fixing)
 - 5 cuts to the wood (as per instructions)

Dpot drawers	Page 1.14	Screw-on railing	Page 1.22	Assembly aids	Chapter 6
Steel drawer backs	Page 1.20	Quick-mounting railing	Page 1.24	Technical information	Page 1.50 - 1.53

Mounting positions



DWD XP large-volume drawer



All dimensions in millimetres.

DWD XP Standard
DWD XP Sidewood
DWD XP Agantis
Organizing systems
Dynamic XP drawer slides
Accessories Assembly aids
Index

DWD XP Standard pull-out crockery cabinet

Application example.



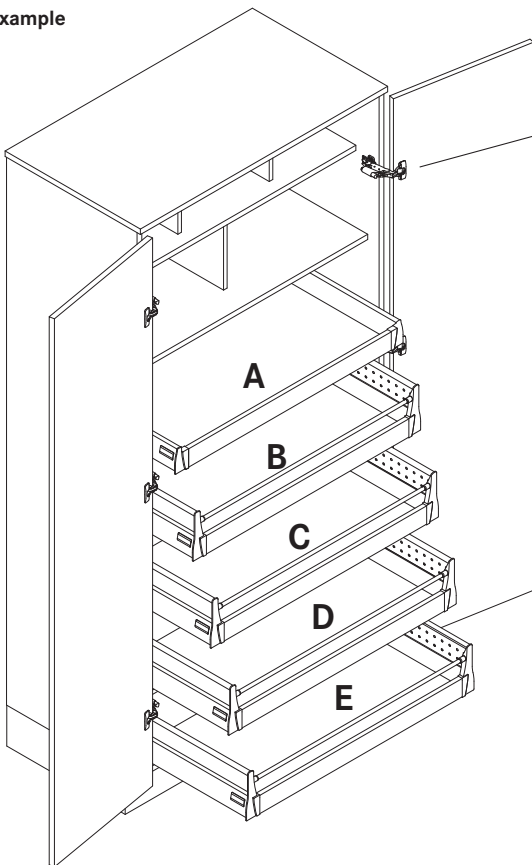
Example

Wide pull-out cabinet, equipped with inset drawers, inset pot drawers with rails and shelves in the top area.

- Provides lots of storage space for large and bulky items
- With the Magic Optima dividing system stored items stay in their place
- Drawers and pot drawers matching the Dynamic XP full-extension slides with 40, 60 and 80 kg load capacity

Pull-out crockery cabinet, application example

Example



Nexis Impresso 170° wide-angle hinge

Nexis Click-on 170° wide-angle hinge

- Soft-close compatible
- Zero protrusion

A = Inset drawer, Dynamic XP 40 kg

B = Inset drawer with railing and Duowing, Dynamic XP, 40 kg

C = Inset drawer with railing and Duowing, Dynamic XP, 60 kg

D = Inset drawer with railing and Duowing, Dynamic XP, 60 kg

E = Inset drawer with railing and Duowing, Dynamic XP, 60 kg

Recommended cabinet widths 800 – 1000 mm

DWD XP Standard pull-out larder



Application example.



Example

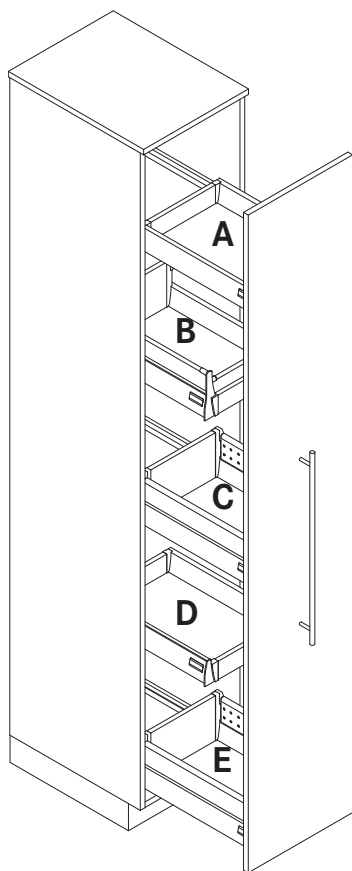
The flexible solution where some of the drawers and pot drawers are connected to the front.

The inner drawers and pot drawers can be moved freely and provide plenty of space for your food supplies.

- With the Magic Optima dividing system stored items stay in their place
- Drawers and pot drawers matching the Dynamic XP full-extension slides with 40 and 60 kg load capacity

Pull-out larder, application example

Example



- A = Drawer H95
- B = Inset drawer with railing
- C = Pot drawer with railing and Duowing
- D = Inset drawer
- E = Pot drawer with railing and Duowing

A + C + E are connected to the front

Recommended cabinet widths 300 – 400 mm

All dimensions in millimetres.

Accessories and Assembly aids

Drawers	Page 1.10	Screw-on railing	Page 1.22	Assembly aids	Chapter 6
Pot drawers	Page 1.14	Quick-fit railing	Page 1.24	Technical information	Page 1.50 - 1.53

DWD XP Standard

DWD XP Sidewood

DWD XP Agantis

Organizing systems

Dynamic XP drawer slides

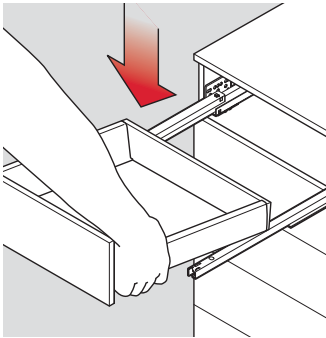
Accessories Assembly aids

Index

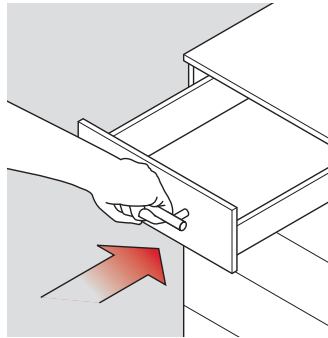
Technical information

for DWD XP Standard.

Inserting the drawer

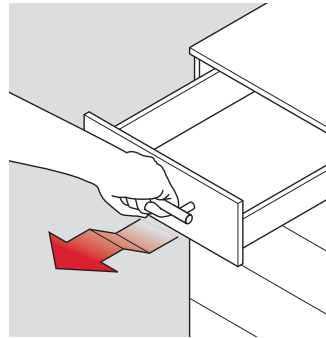


Place drawer onto extended slides.



Raise drawer slightly at the front and push fully home. **The drawer will be locked into place automatically!**

Removing the drawer

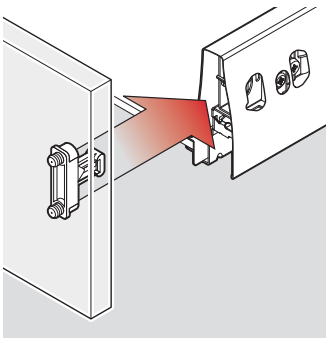


Open drawer to about 10 cm before full-extension and raise slightly.



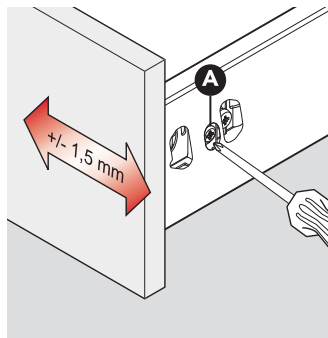
Pull out sharply **HORIZONTALLY** until the drawer audibly disengages and then lift off.

Fitting the drawer front




Insert front holder into drawer side. Drawer front snaps shut automatically and is fixed.

Side adjustment, right side

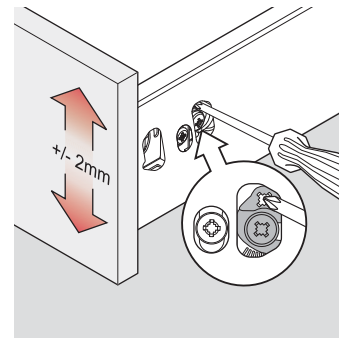


Turn screw (A). Due to the integrated lateral adjustment only the rh side has to be adjusted.

Vertical cam adjustment, on both sides

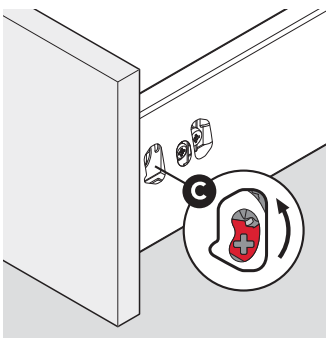


Loosen locking screw on both sides.

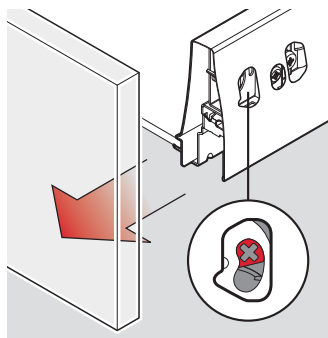


Adjust drawer front and tighten locking screws again.

Removing the drawer front



Use Pozi No. 2 screwdriver to release locking mechanism.



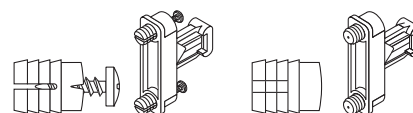
Drawer front is unlocked and can be removed.

Where a bottom-front connector has been used, release this connector!

Fitting instructions

Expanding dowel
Ø 10 x 12 mm

Press-in dowel
Ø 10 x 12 mm

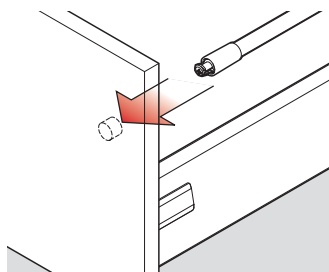
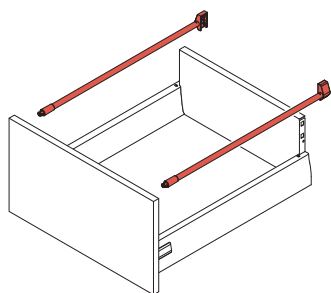


Front fastening with press-in dowels

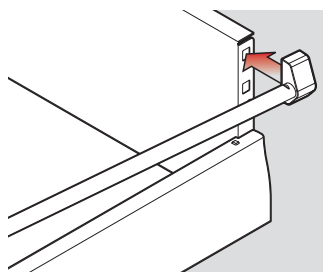
When using front fixings with press-in dowels, the holes in the front should be appropriately countersunk. The sharp edges produced when drilling into hard surface coatings, e.g. melamine, can damage some of the dowel ribs when they are pressed in. This can significantly reduce the holding strength. Alternatively, front fixings with expanding dowels can be used, this does not require any countersinking and still guarantees optimum holding strength.

Quick-fit railing

Installation

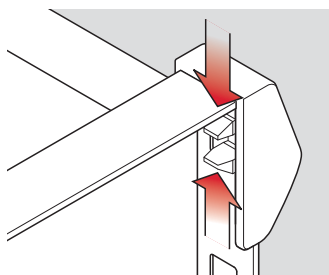


Insert quick-mounting railing into \varnothing 10 mm hole.

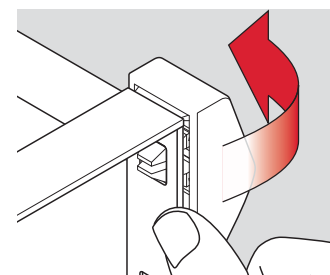


Click onto both sides of drawer back.

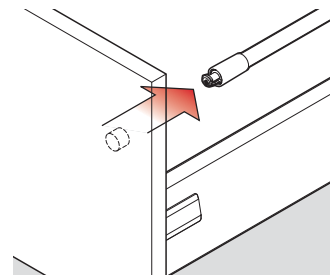
Removing the railing



Release the clip at drawer back.



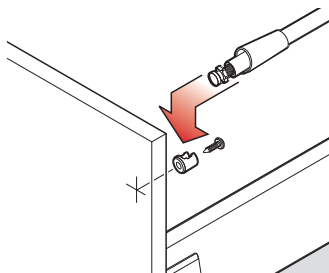
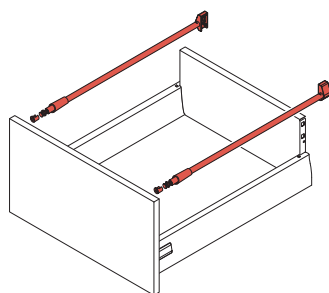
Turn drawer back holder.



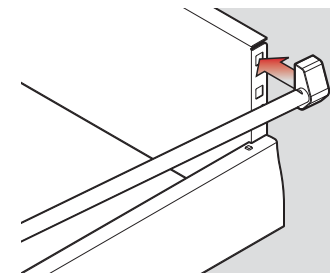
Remove railing from front panel.

Screw-on railing

Fitting the railing

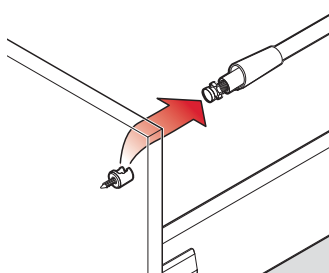


Screw railing holder onto both sides of front panel and insert railing.

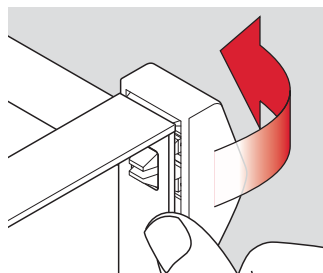


Click onto both sides of drawer back.

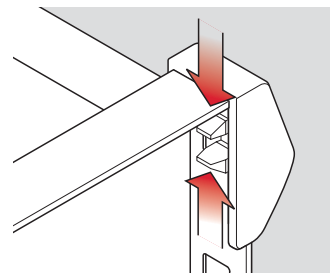
Removing railing



Disengage railing from front panel holder.



Turn drawer back holder.



Release clip at the drawer back.

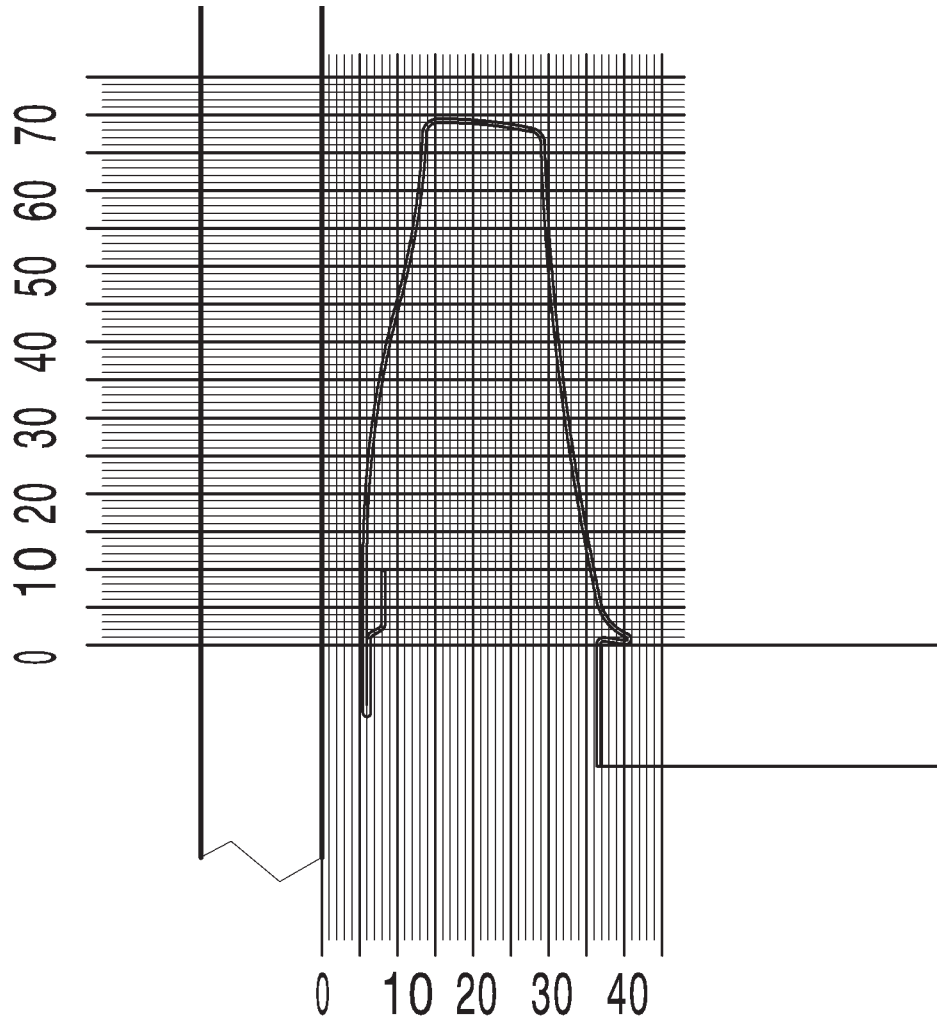
Technical information

for DWD-Dynamic-XP.

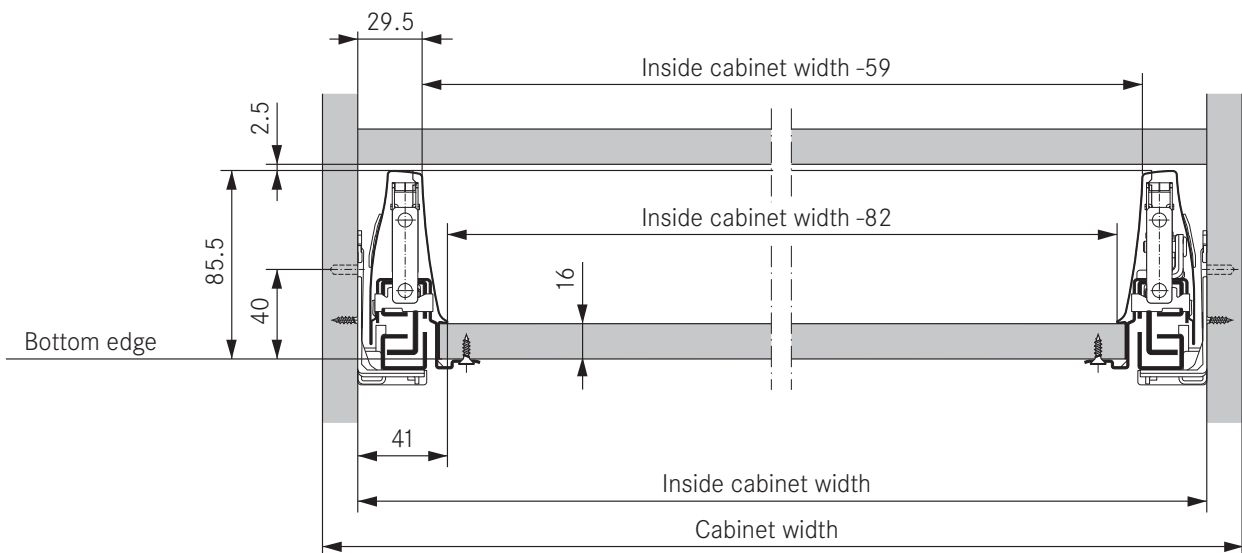
Dimensions for drawer trays

1:1 dimensional diagram

Dimensions to be used for trays in DWD XP drawers.



Dimensions for drawer trays



Grass test guidelines


Durability test

100,000 open/close cycles




Vertical load test

10 seconds, full extended, additional load on corner: 300 N



Horizontal load test

5 x 10 seconds, full extended, right/left alternating, additional load on front 150 N



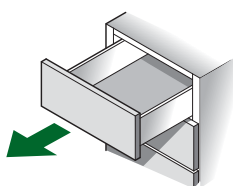
Dynamic load on front panels and limit stops

open and close 10 x at 1.0 metre/sec with 40 kg load; 0.8 metre/sec with 70 kg load



Pull-out safety

open 10 x at 1.0 metre/sec



• Requirements and limits according to internal guidelines

DWD XP
Standard

DWD XP
Sidewood

DWD XP
Agantis

Organizing
systems

Dynamic XP
drawer slides

Accessories
Assembly aids

Index



02

G*GRASS®**DWD XP SIDEWOOD**

Double-walled solid wood drawer sides in a natural design. Masterpieces with respect to material and technology – for all those who love something special. With organising systems to match.





DWD XP Sidewood

for people who love something special.

More passion, more freedom, more options.

The new complete drawer program in solid wood offers you new possibilities for organization. For everyone who loves something special and is looking for the perfect combination of design, function and material.

The classical and harmonious lines of DWD XP Sidewood drawer sides have been created from exclusive carefully selected woods you'll long to touch. Fashioned from a solid piece of wood, drawers and pot drawers acquire a true look of individuality; each piece a masterpiece, luxuriating in unique grain patterns that give this item of furniture its very own character.

DWD XP Sidewood has been expertly crafted, endowing it with inner values just waiting to be discovered: The DWD-Dynamic-XP slides allow DWD XP Sidewood to

glide back and forth silently, creating a fascinating feeling of weightlessness - until the movement is gently braked and finally brought to a stop by Soft-close.

- Double solid-wood drawer side – the perfect combination of design, function and material
- Perfect operating characteristics due to proven and tested Dynamic XP slide
- Silent, gentle action due to innovative Soft-close feature
- Precise, easy to use front adjustment
- Long lifetime
- Non-warping movement
- High load capacity
- Organizing systems Flexline and Magic Sorto
- Sidewood and Magic Optima dividing systems

DWD XP Sidewood is the versatile complete drawer program for high expectations.

It combines the features and benefits of the market proven DWD Dynamic XP drawer slide with one of the most popular materials – Wood.

DWD XP Sidewood – A masterpiece that perfectly combines the high demand for wooden drawers with the innovations of the latest drawer technology.



DWD XP
Standard

DWD XP
Sidewood

DWD XP
Agantis

Organizing
systems

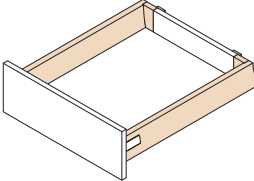

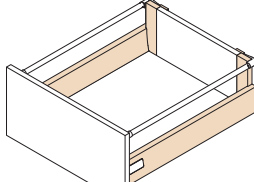

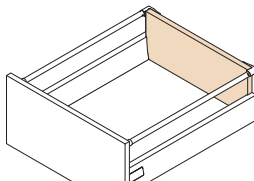

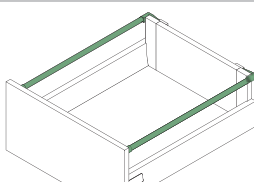

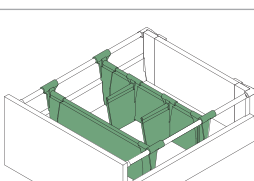

Dynamic XP
drawer slides

Accessories
Assembly aids

Index

DWD XP Sidewood

Product overview.

			Page
	<p>System Information</p>		2.2 - 2.5
	<p>Drawer</p> <ul style="list-style-type: none"> • Drawer side height 95 mm • Double-wall wooden drawer sides for wooden drawer backs 		2.6
	<p>Pot drawer</p> <ul style="list-style-type: none"> • Drawer side height 95 mm • Double-wall wooden drawer sides for high wooden drawer backs 		2.8
	<p>Wooden drawer backs</p> <ul style="list-style-type: none"> • Height 86 mm for drawers • Height 182 mm for pot drawers 		2.10
	<p>Railing</p> <ul style="list-style-type: none"> • Screw-on version 		2.12
	<p>Magic Optima Organising systems</p> <ul style="list-style-type: none"> • For railing 		2.14
	<p>Technical Information</p>		2.16

	<p>Magic Sorto Set</p> <ul style="list-style-type: none"> • Drawer organizing system 		Chapter 4
	<p>Sidewood Flexline</p> <ul style="list-style-type: none"> • Stepless variable wooden inserts for drawers 		Chapter 4
	<p>Sidewood plug in system</p> <ul style="list-style-type: none"> • Wooden organizing system for pot drawers 		Chapter 4
	<p>Dynamic XP, 40 kg</p> <ul style="list-style-type: none"> • Full-extension slide with integrated Soft-close • Carrying capacity 40 kg 		Chapter 5
	<p>Dynamic XP, 60 kg</p> <ul style="list-style-type: none"> • Full-extension slide with integrated Soft-close Soft-close • Carrying capacity 60 kg 		Chapter 5
	<p>Dynamic XP Tipmatic Plus, 40 kg</p> <ul style="list-style-type: none"> • Full-extension slide • Opens and closes drawers and pot drawers without handles • Absolute mechanical solution • Carrying capacity 40 kg 		Chapter 5
	<p>Zubehör Montagehilfen</p>		Chapter 6

DWD XP Sidewood drawer

Drawer sides, height 95 mm, front fixing and adapters for wooden drawer back.



- One profile for all applications (40, 60, 80 kg)
- Bottom fixing with screws or knock-in claws (without bottom preparation)
- Integrated removal and transport safety
- Front fixing made of zinc die-cast
- 2-dimensional front adjustment with height adjustment incl. locking screw

Other types of wood available on request.

1 DWD XP Sidewood drawer sides H95



Nominal length	Item No. solid beech
275	6100.275.38
350	6100.350.38
400	6100.400.38
450	6100.450.38
500	6100.500.38
550	6100.550.38
PU/packaging unit	PU 1

PU 1 = 1 set / drawer sides left and right with stainless steel cover caps and adapter set for drawer back

2 Adapter for drawer back



	Item No. solid beech
Height 86	6771.38.VE1
PU/packaging unit	PU 1/20

PU 1/20 = 1 set (l/r) per bag / 20 set per carton

3 Wooden drawer back for cutting to size



	Item No. solid beech
Height 86	6710.1031.38
PU/packaging unit	PU 1

PU 1 = 1 pc. (1031 x 69 x 16 for cabinet width 1200) in carton
Minimum order quantity 20 pcs.

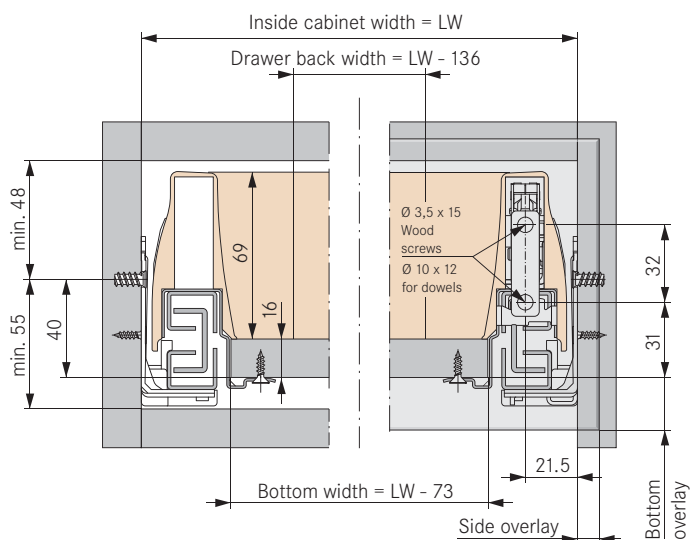
4 Front fixing



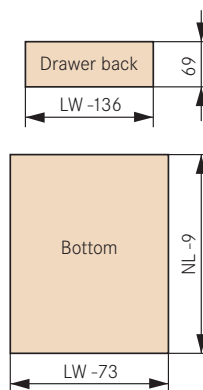
	Item No.
Screw-on front fixing	6850.VE400
Front fixing with dowels	6860.VE400
Front fixing with expanding dowels	6865.VE400
PU/packaging unit	PU 400

PU 400 = 400 pcs. loose in carton

Mounting positions



Cutting dimensions based on 16 mm particle board



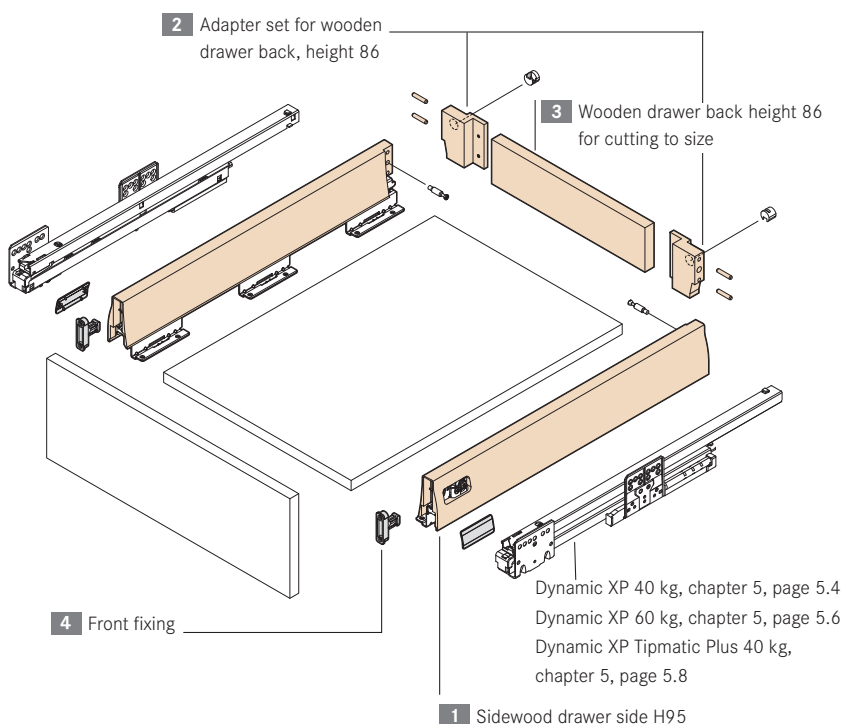
Minimum installation depth = NL
NL = Nominal length of runner

Installation instructions:

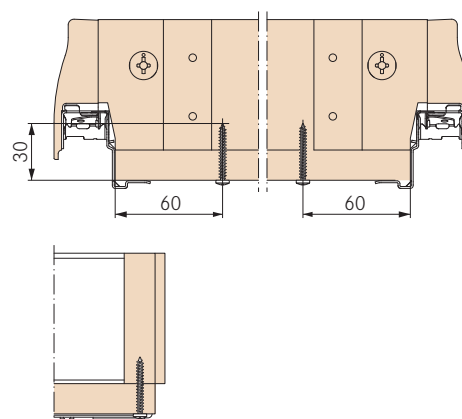
Front fixing attachment with press-in dowels.

When using front fixings with press-in dowels, the front drillings must be appropriately countersunk. The sharp drilling edges produced with hard surface coatings, e.g. melamine, can to some extent shear away the dowel protrusions when they are pressed in. This can significantly reduce the pull-out strength. Alternatively, front fixings with expanding dowels can be used, which does not require any countersinking and still guarantees optimal holding.

Drawer with wooden drawer back



Recommendation



For cabinets wider than 800 mm we recommend attaching the wooden drawer back to the bottom using a wood screw.

All measurements in millimeters.

DWD XP
Standard

DWD XP
Sidewood

DWD XP
Agentis

Organizing
systems

Dynamic XP
drawer slides

Accessories
Assembly aids

Index

DWD XP Sidewood pot drawer

Drawer sides, height 95 mm, front fixing and adapters for high wooden drawer back.



- One profile for all applications (40, 60, 80 kg)
- Bottom mounting with screws and knock-in claws
- Integrated removal and transport safety
- Front fixing made of zinc die-cast (high load-bearing capacity)
- Vertical cam adjustment for precise adjustment of drawer gaps

Other types of wood available on request.

1 DWD XP Sidewood drawer sides H95



Nominal length	Item No. solid beech
275	6100.275.38
350	6100.350.38
400	6100.400.38
450	6100.450.38
500	6100.500.38
550	6100.550.38
PU/packaging unit	PU 1

PU 1 = 1 set / drawer sides left and right with stainless steel cover caps and adapter set for drawer back

2 Adapter for drawer back



	Item No. solid beech
Height 182	6773.38.VE1
PU/packaging unit	PU 1/20

PU 1/20 = 1 set (l/r) per bag / 20 set per carton

3 Wooden drawer back for cutting to size



	Item No. solid beech
Height 182	6730.1031.38
PU/packaging unit	PU 1

PU 1 = 1 pc. (1031 x 150 x 16 for cabinet width 1200) in carton
Minimum order quantity 20 pcs.

4 Front fixing

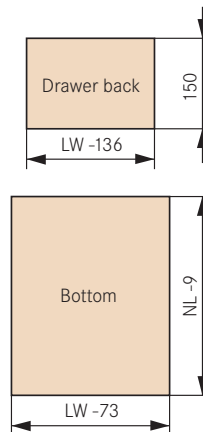
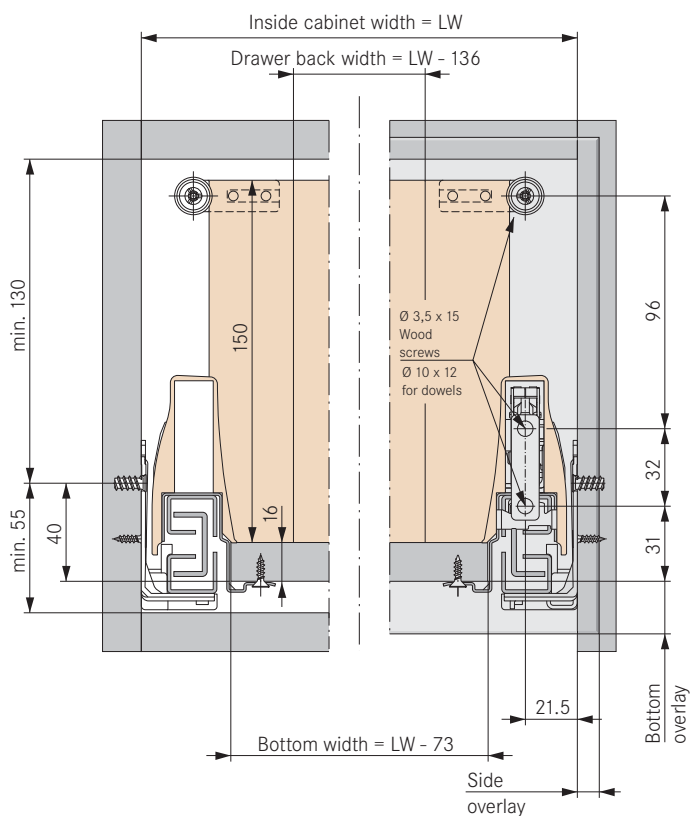


	Item No.
Screw-on front fixing	6850.VE400
Front fixing with dowels	6860.VE400
Front fixing with expanding dowels	6865.VE400
PU/packaging unit	PU 400

PU 400 = 400 pcs. loose in carton

Wooden drawer backs	Page 2.10	Magic Optima dividing system	Page 2.14	Dynamic XP full-extension slides	Chapter 5
Screw-on railing	Page 2.12	Organizing systems	Chapter 4	Technical information	Page 2.16

Mounting positions **Cutting dimensions based on 16 mm particle board**

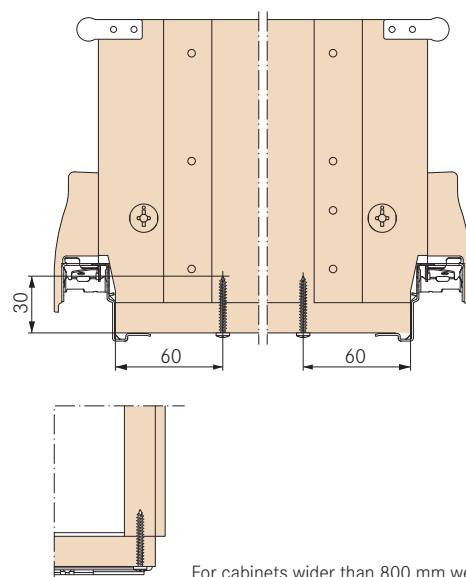
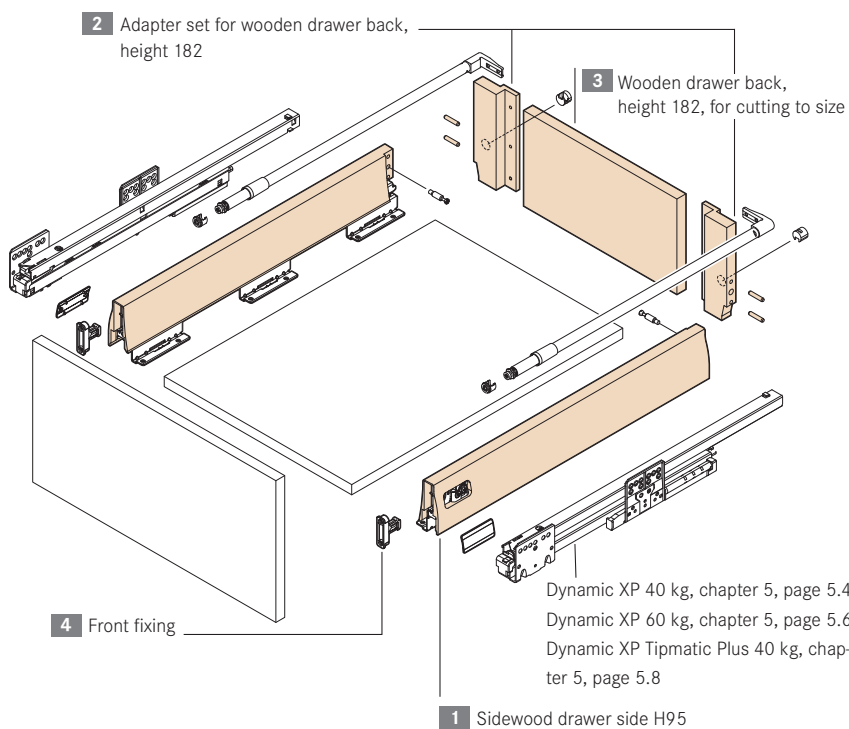


Minimum installation depth = NL
NL = Nominal length of runner

Installation instructions:
Front fixing attachment with press-in dowels.

When using front fixings with press-in dowels, the front drillings must be appropriately countersunk. The sharp drilling edges produced with hard surface coatings, e.g. melamine, can to some extent shear away the dowel protrusions when they are pressed in. This can significantly reduce the pull-out strength. Alternatively, front fixings with expanding dowels can be used, which does not require any countersinking and still guarantees optimal holding.

Pot drawer with high wooden drawer back **Recommendation**



For cabinets wider than 800 mm we recommend attaching the wooden drawer back to the bottom using a wood screw.

All measurements in millimeters.

DWD XP
Standard

DWD XP
Sidewood

DWD XP
Agentis

Organizing
systems

Dynamic XP
drawer slides

Accessories
Assembly aids

Index

DWD XP Sidewood wooden drawer backs

for drawers and pot drawers.



- High-quality wooden drawer back with fixed widths and heights
- Easy installation

Other types of wood available on request.

1 DWD XP Sidewood wooden drawer back H86/S16



Cabinet width	Item No. solid beech
300	6713.211.38
400	6713.311.38
450	6713.361.38
500	6713.411.38
550	6713.461.38
600	6713.511.38
800	6713.711.38
900	6713.811.38
1000	6713.911.38
1200	6713.1111.38
PU/packaging unit	PU 1

PU 10 = 10 pcs. height 86 for 16 mm cabinet side (for cabinet side 18 and 19 mm on request)

Minimum order quantity 20 pcs.

2 DWD XP Sidewood wooden drawer back H182/S16



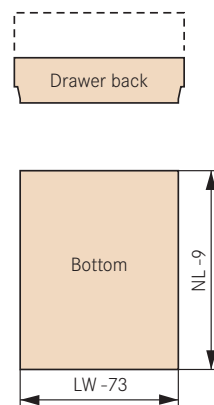
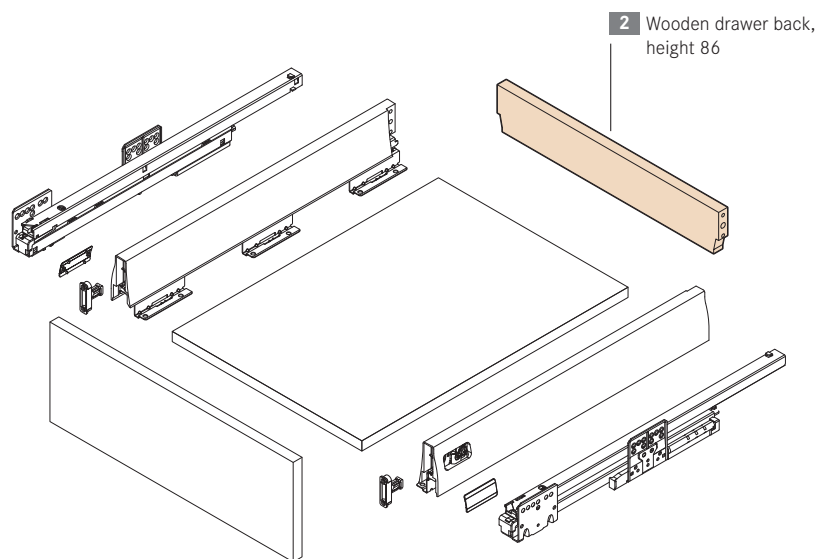
Cabinet width	Item No. solid beech
300	6733.211.38
400	6733.311.38
450	6733.361.38
500	6733.411.38
550	6733.461.38
600	6733.511.38
800	6733.711.38
900	6733.811.38
1000	6733.911.38
1200	6733.1111.38
PU/packaging unit	PU 1

PU 10 = 10 pcs. height 182 for 16 mm cabinet side (for cabinet side 18 and 19 mm on request)

Minimum order quantity 20 pcs.

Drawer with wooden drawer back, height 86

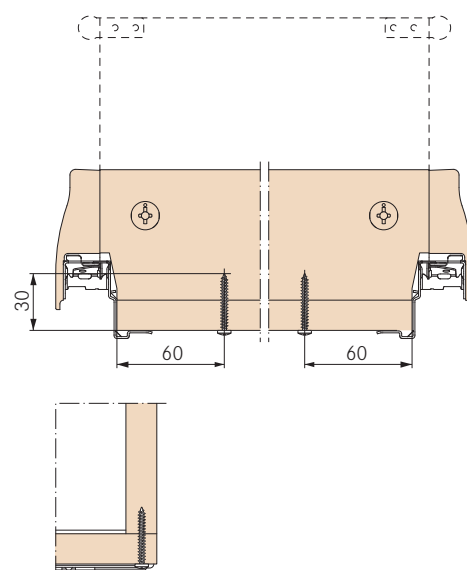
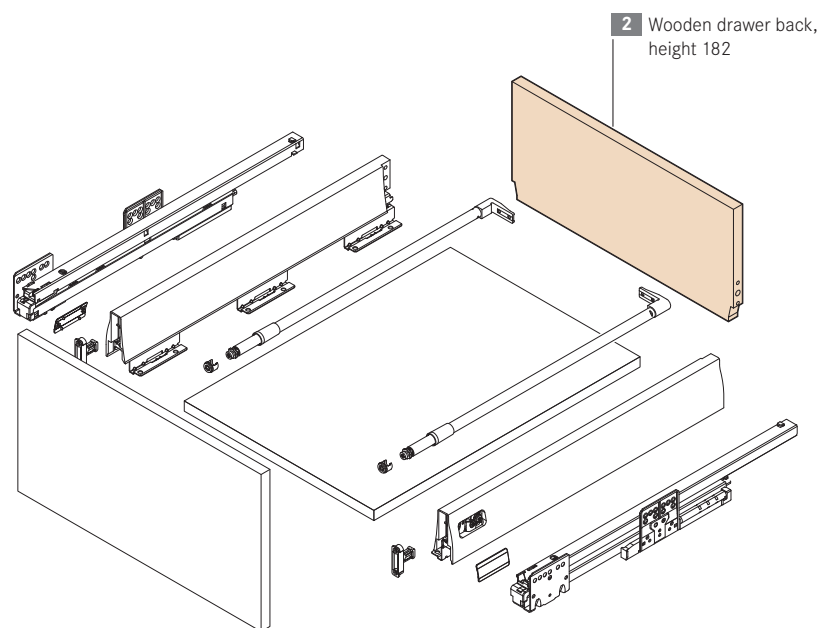
Cutting dimensions based on 16 mm particle board



Minimum installation depth = NL
NL = Nominal length of runner

Pot drawer with high wooden drawer back, height 182

Recommendation



For cabinets wider than 800 mm we recommend attaching the wooden drawer back to the bottom using a wood screw.

All measurements in millimeters.

DWD XP
Standard

DWD XP
Sidewood

DWD XP
Agantis

Organizing
systems

Dynamic XP
drawer slides

Accessories
Assembly aids

Index

DWD XP Sidewood screw-on railing

for high wooden drawer back.



- Screw-on mounting to front panel
- Simple adjustment of tilted front

Standard colours

 stainless steel look

1 Screw-on railing

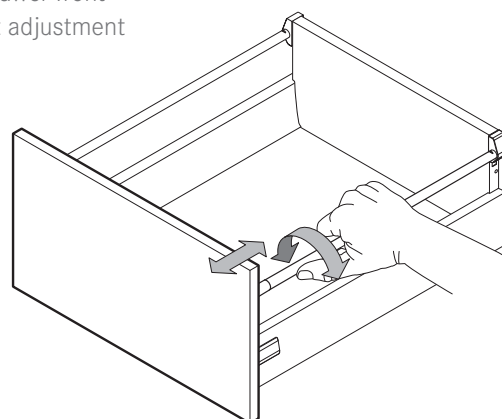


Nominal length (NL)	Item No. stainless steel look
450	13050.450.15
500	13050.500.15
550	13050.550.15
PU/packaging unit	PU 1/25

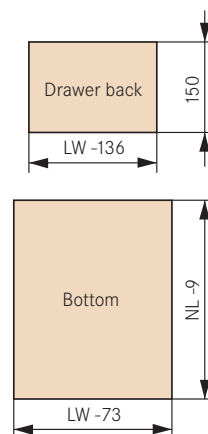
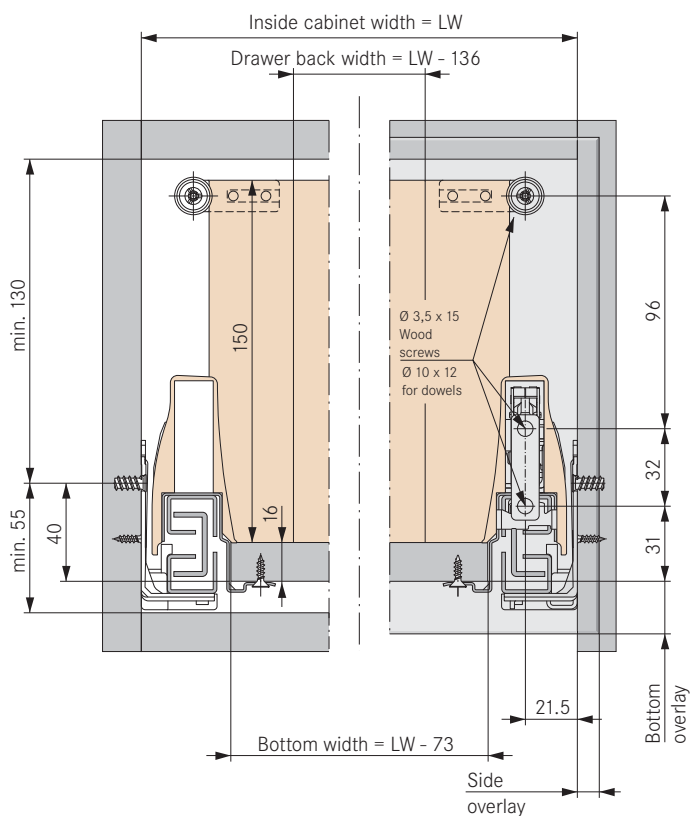
PU 1/25 = 1 set per bag/25 sets per carton
 1 set consisting of: 1 railing, nickel plated left, 1 railing, nickel plated right incl. front fixing cover,
 2 screw-on front fixings for railing

Quick mounting railing on request.

Drawer front
tilt adjustment



Mounting positions **Cutting dimensions based on 16 mm particle board**

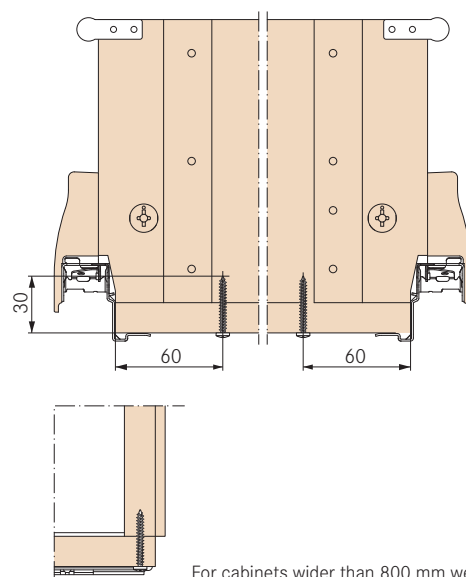
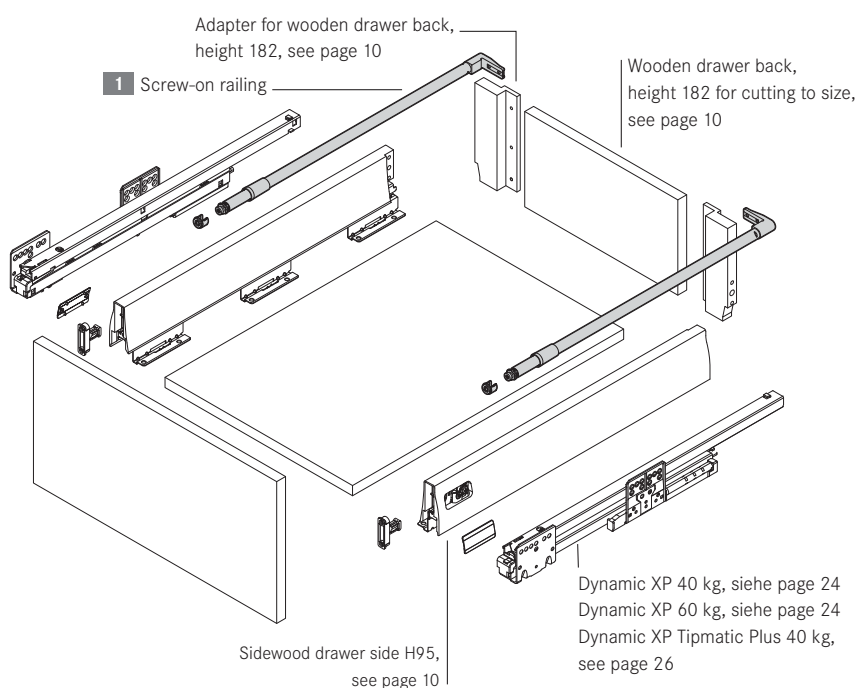


Minimum installation depth = NL
 NL = Nominal length of runner

Installation instructions:
Front fixing attachment with press-in dowels.

When using front fixings with press-in dowels, the front drillings must be appropriately countersunk. The sharp drilling edges produced with hard surface coatings, e.g. melamine, can to some extent shear away the dowel protrusions when they are pressed in. This can significantly reduce the pull-out strength. Alternatively, front fixings with expanding dowels can be used, which does not require any countersinking and still guarantees optimal holding.

Drawer with wooden drawer back **Recommendation**



For cabinets wider than 800 mm we recommend attaching the wooden drawer back to the bottom using a wood screw.

All measurements in millimeters.

DWD XP
 Standard

DWD XP
 Sidewood

DWD XP
 Agantis

Organizing
 systems

Dynamic XP
 drawer slides

Accessories
 Assembly aids

Index



DWD XP Magic Optima

Dividing system for pot drawers with railing.





- Individual organization of storage space for better overview and order
- Fast and toolless mounting
- Can be retrofitted any time
- Toolless adjustment, variable storage room utilization

Standard colours

-  alu-metallic
-  stainless steel look

Special colours (on request)

-  champagne
-  white

1 Magic Optima dividing profile



Cabinet width	Item No. stainless steel look
1200	12800.1072.42
PU/packaging unit	PU 10

PU 10 = 10 pcs. wrapped separately in film

2 Magic Optima profile fixing for railing system



	Item No. alu-grey	Item No. alu-grey
	12820.32	12821.32
PU/packaging unit	PU 2/40	PU 100

PU 2/40 = 2 pcs. per bag / 40 pcs per carton

PU 100 = 100 pcs. loose

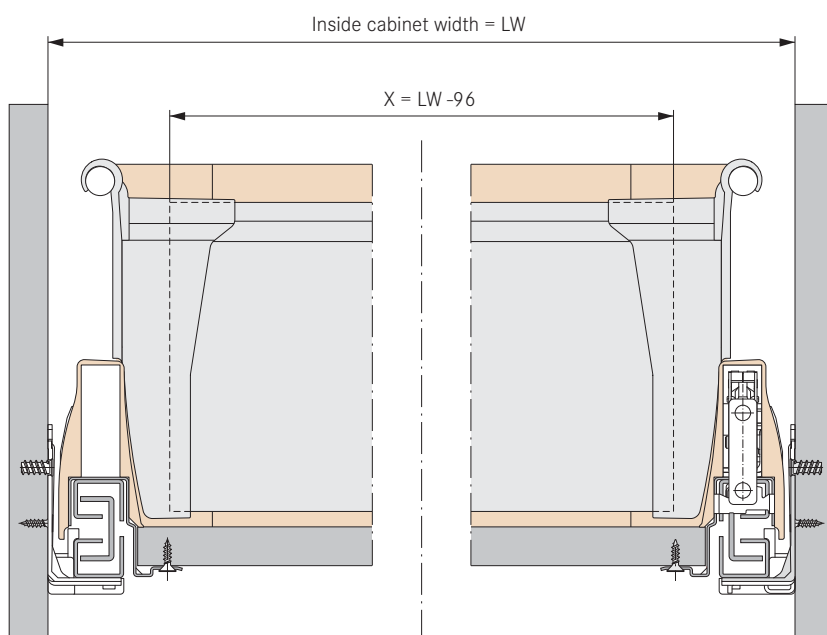
3 Magic Optima Smart Board



	Item No. alu-grey
	12850.32
PU/packaging unit	PU 20

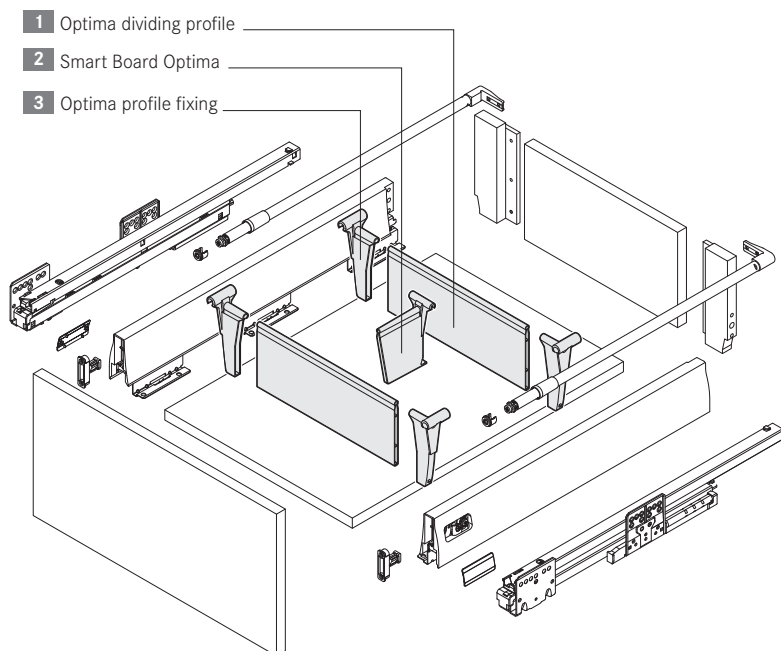
PU 20 = 20 pcs. loose in carton

Cutting dimensions for Magic Optima dividing profile



Magic Optima profile for railing system

Pot drawer with Magic Optima organizing system



All measurements in millimeters.

DWD XP
Standard

DWD XP
Sidewood

DWD XP
Agantis

Organizing
systems

Dynamic XP
drawer slides

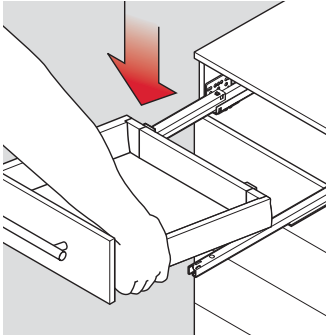
Accessories
Assembly aids

Index

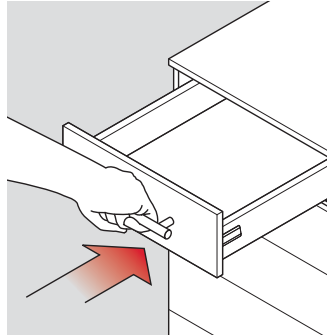
Technical Information

for DWD XP Sidewood.

Inserting the drawer

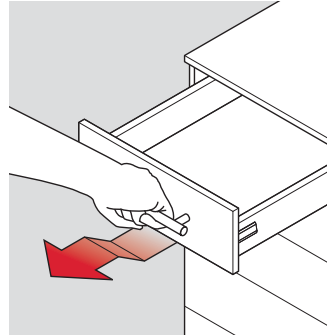


Place drawer onto extended slides.

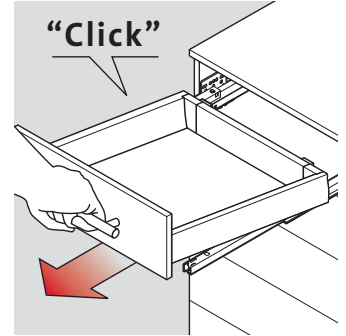


Raise drawer slightly at the front and push fully home. **The drawer will be locked into place automatically!**

Removing the drawer

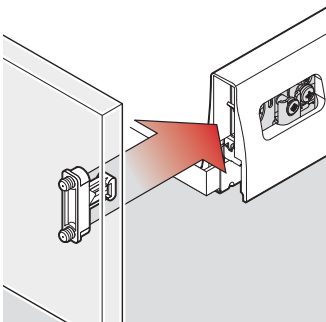


Open drawer to about 10 cm before full-extension and raise slightly.



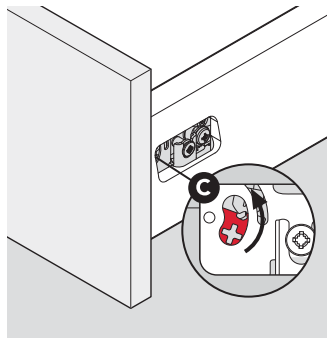
Pull out sharply **HORIZONTALLY** until the drawer audibly disengages and then lift off.

Fitting the drawer front

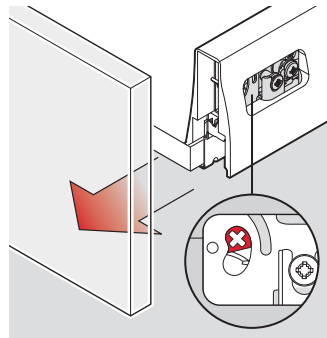


Insert front holder into drawer side. Drawer front snaps shut automatically and is fixed.

Removing the drawer front



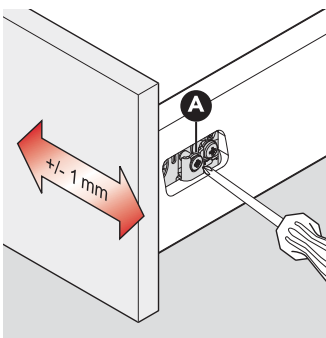
Use Pozi No. 2 screwdriver to release locking mechanism.



Drawer front is unlocked and can be removed.

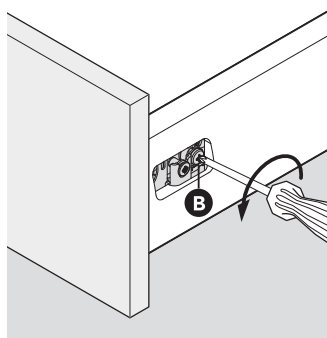
Where a bottom-front connector has been used, release this connector!

Side adjustment, right side

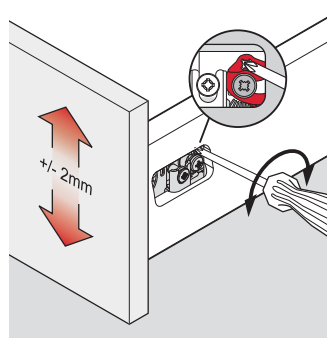


Turn screw (A). Due to the integrated lateral adjustment only the right side has to be adjusted.

Vertical cam adjustment, on both sides

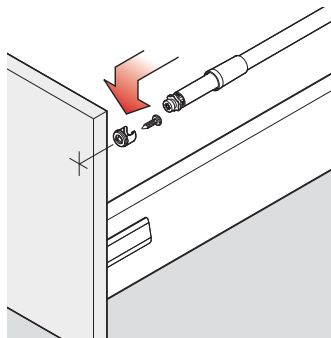


Loosen locking screw on both sides.

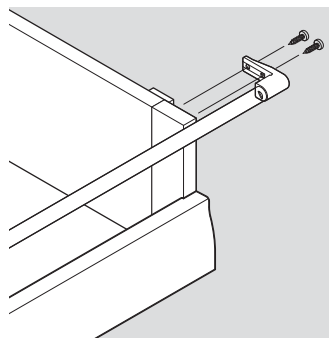


Adjust drawer front and tighten locking screws again.

Screw-on railing fitting



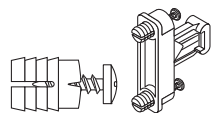
Screw railing holder onto both sides of front panel and insert railing.



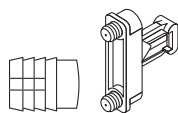
Screw railing onto the drawer back.

Fitting instructions

Expanding dowel
Ø 10 x 12 mm



Press-in dowel
Ø 10 x 12 mm



Front fastening with press-in dowels

When using front fixings with press-in dowels, the holes in the front should be appropriately countersunk. The sharp edges produced when drilling into hard surface coatings, e.g. melamine, can damage some of the dowel ribs when they are pressed in. This can significantly reduce the holding strength. Alternatively, front fixings with expanding dowels can be used, this does not require any countersinking and still guarantees optimum holding strength.



03

G*GRASS®**DWD XP AGANTIS**

Double-walled design drawer sides in metal.
Modern, clear, minimalist – movement in timeless design.
With functional add-on and organizing systems.







For many, beauty and functionality cannot be united. For us, they are inseparable.

Whereas fitting system manufacturers have so far been limiting themselves to product functions, Grass are adding another highlight to their programme with their newly developed Agantis design line.

The engineers and designers were less concerned about optical effects than the combination of perfect function with the fascination of simple beauty. Clear lines, clear forms, with clear advantages.

The result is impressive.

The modest, linear DWD XP Agantis drawer sides are available in the standard heights 95 mm and 127 mm and can be additionally expanded with a square railing and Agantis Top – an exclusive glass top piece. The



flushly embedded cover cap rounds off the look and supplements the style of this design piece.

DWD XP Agantis combines the advantages of the proven DWD XP drawer system with timeless beautiful design.

While the DWD XP drawer system has already impressed not only with its excellent movement characteristics but also with its qualitative and functional advantages such as the comfortable Tipmatic Plus opening technology, the integrated Soft-close system or well thought-out organising and dividing systems, – these highlights are now supplemented by a design which has yet to meet its match in terms of pure forms in fitting systems.

The new, exclusive Champagne surface.

The dual coated, matt gleaming Champagne surface is scratch-resistant and distinguishes itself with its high level of touch insensitivity.

It emphasises the high design standards and accentuates the overall colour-coordinated system.



The flexible Flexline drawer system of the Sidewood series supplements the Agantis programme with its timeless elegance. The matt gleaming Champagne surface flatters the wood and makes a feature of it. Flexline will be found in chapter 4.

DWD XP
Standard

DWD XP
Sidewood

DWD XP
Agantis

Organizing
systems

Dynamic XP
drawer slides

Accessories
Assembly aids

Index

**Clear lines and forms in combination
with perfect workmanship**

DWD XP Agantis appeals to everyone looking for something special

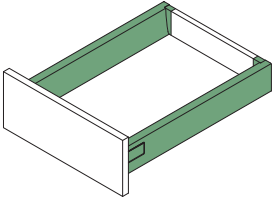

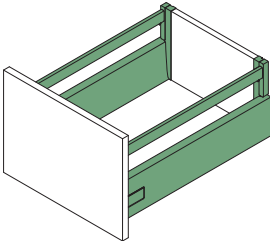

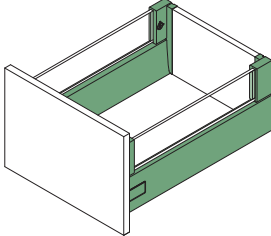

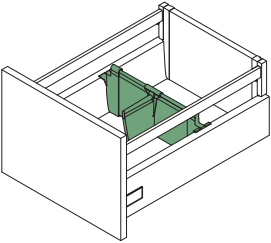

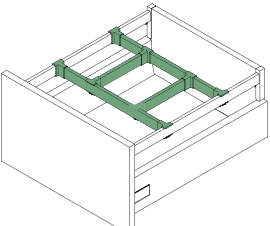






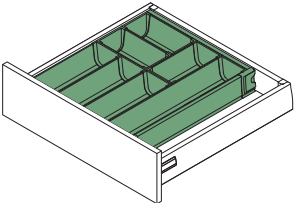

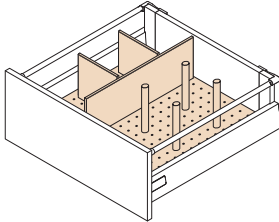


Index	Accessories Assembly aids	Dynamic XP drawer slides	Organizing systems	DWD XP Agantis	DWD XP Sidewood	DWD XP Standard
-------	------------------------------	-----------------------------	-----------------------	---------------------------	--------------------	--------------------

DWD XP Agantis

Product overview

			Seite
	<p>System Information</p>		3.2 - 3.7
	<p>Drawer Drawer side height 95 und 127 mm</p> <ul style="list-style-type: none"> • Double-wall metal drawer sides for wooden and steel back walls 		3.8 - 3.11
	<p>Pot drawer with square railing Drawer side height 95 and 127 mm</p> <ul style="list-style-type: none"> • Double-wall metal drawer sides for wooden and steel back walls • Square railing 		3.12 - 3.15
	<p>Pot drawer with Agantis Top Drawer side height 95 and 127 mm</p> <ul style="list-style-type: none"> • Double-wall metal drawer sides for wooden and steel back walls • Glas add-on system without railing <p>Glas sides are not supplied by Grass</p>		3.16 - 3.19
	<p>Magic Optima for drawer side heights 95 and 127 mm</p> <ul style="list-style-type: none"> • Dividing profile • Magic Optima holder • Smart Board 		3.20
	<p>Square divider railing</p> <ul style="list-style-type: none"> • For pot drawers with square railing 		3.22
	<p>DWD XP sink drawer</p> <ul style="list-style-type: none"> • Optionally with wooden or steel back • Foldable steel backs 		3.24
	<p>Agantis inset drawer</p> <ul style="list-style-type: none"> • Profile and holder for inset front panels <p>Sidewood organising systems</p> <ul style="list-style-type: none"> • For drawers and pan drawers 		3.26

		Technical Information	3.27 - 3.29
	DWD XP Magic Sorto Set <ul style="list-style-type: none"> • Drawer organizing sets 		Chapter 4
	DWD XP Sidewood Flexline <ul style="list-style-type: none"> • Stepless variable wooden inserts 		Chapter 4
	DWD XP Sidewood plug in system <ul style="list-style-type: none"> • Drilled boards 		Chapter 4
	Dynamic XP, 40 kg <ul style="list-style-type: none"> • Full-extension slide with integrated Soft-close • Carrying capacity 40 kg 		Chapter 5
	Dynamic XP, 60 kg <ul style="list-style-type: none"> • Full-extension slide with integrated Soft-close Soft-close • Carrying capacity 60 kg 		Chapter 5
	Dynamic XP Tipmatic Plus, 40 kg <ul style="list-style-type: none"> • Full-extension slide • Opens and closes drawers and pot drawers without handles • Absolute mechanical solution • Carrying capacity 40 kg 		Chapter 5
	Accessories Assembly aids		Chapter 6

DWD XP
Standard

DWD XP
Sidewood

DWD XP
Agentis

Organizing
systems

Dynamic XP
drawer slides

Accessories
Assembly aids

Index

DWD XP Agantis drawer H95

Drawer sides, height 95 mm, front fixings
and holder for wooden back wall



- Modern, linear design
- Scratch-resistant and touch-insensitive due to dual coating
- Exclusive matt gleaming Champagne surface
- Flushly embedded cover caps
- Bottom fixing with screws or knock-in claws (without bottom preparation)
- Integrated removal and transport protection
- Same width of bottom and back
- Sturdy front fixing made of zinc die-casting
- 2-dimensional front adjustment with cam height adjustment (incl. locking screw)

1 DWD XP Agantis drawer sides H95



Nominal length	Item No. Champagne	Item No. Champagne
275	6120.275.41	6125.275.41
300	-	6125.300.41
350	6120.350.41	6125.350.41
400	6120.400.41	6125.400.41
450	6120.450.41	6125.450.41
500	6120.500.41	6125.500.41
550	6120.550.41	6125.550.41
650	6120.650.41	-
PU/packaging unit	PU 1	PU 20

PU 1 = 1 set / drawer sides left and right with cover caps

Imprinted cover caps on request

PU 20 = 20 drawer sides left and right in separate boxes, incl. cover caps

2 Holder set for wooden back wall H86



Holder set	Item No. Champagne	Item No. Champagne
Height 86	6771.41.VE1	6771.41.VE200
PU/Packaging Unit	PU 1/100	PU 200

PU 1/100 = 1 set (left / right) per bag / 100 sets per carton

Steel back wall upon request

PU 200 = 200 sets (left / right) loose in separate cartons

3 Front fixing

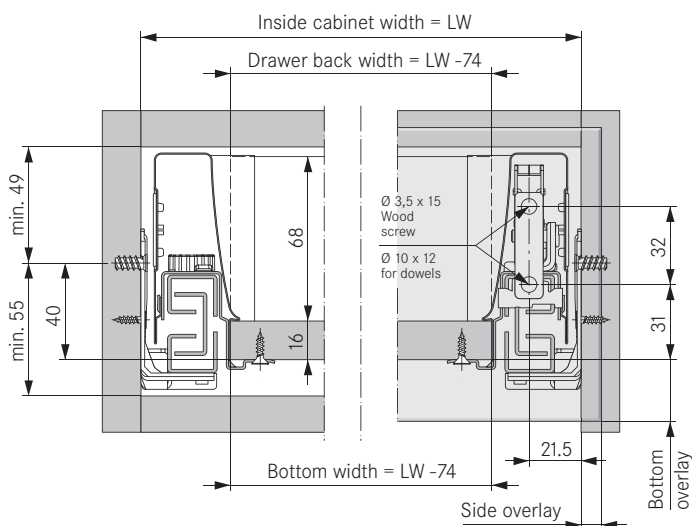


Front fixing	Item No.
Screw-in	6850.VE400
Plug	6860.VE400
Expanding dowel	6865.VE400
PU/packaging unit	PU 400

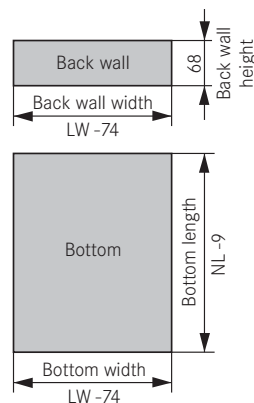
PU 400 = 400 pcs. loose per carton

Dynamic XP full-extension slides	Chapter 5	DWD XP organising systems	Chapter 4	Assembly aids	Chapter 6
Tipmatic Plus full-extension slides	Chapter 5	Accessories	Chapter 6	Technical information	Page 3.27 - 3.29

Fitting dimensions



Cutting measurements for 16 mm particle board



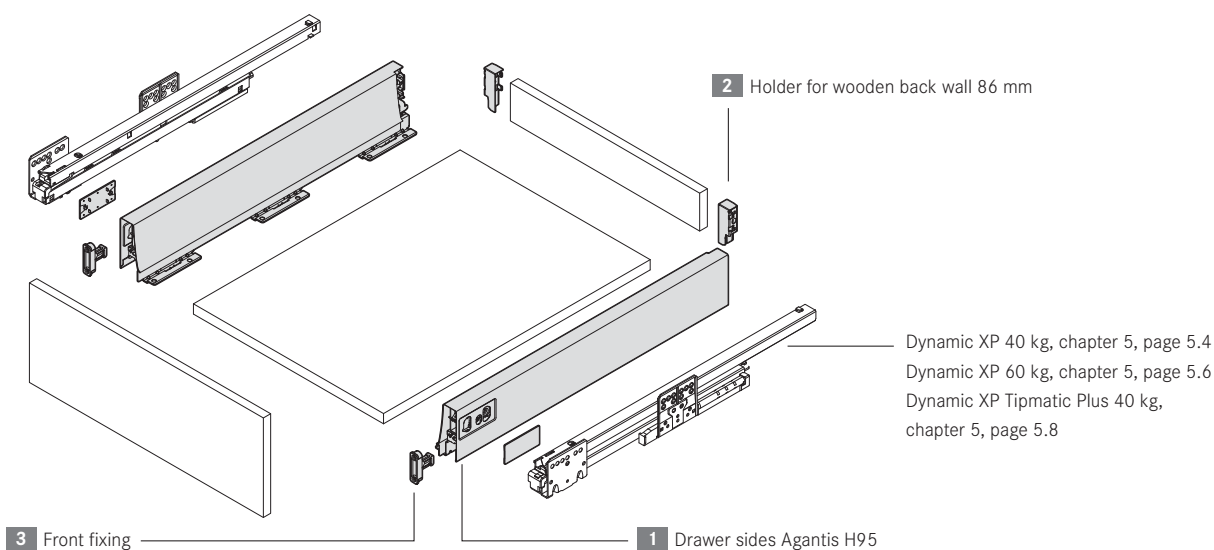
Minimum installation depth = NL
NL = Nominal length of runner

Assembly instructions:

Front fastening with press-in dowels

When using front fixings with press-in dowels, the front holes must be appropriately countersunk. The sharp edges produced with hard surface coatings, e.g. melamine, can to some extent cut off the ribs of the dowels as they are pressed in. This can significantly reduce the holding strength. Alternatively, front fixings with expanding dowels can be used, which do not require any countersinking and still guarantee optimal holding strength.

Drawer with wooden back



DWD XP Agantis drawer H127

Drawer sides, height 127 mm, front fixings and holder for wooden back wall.



- Modern, linear design
- Scratch-resistant and touch-insensitive due to dual coating
- Exclusive matt gleaming Champagne surface
- Flushly embedded cover caps
- Bottom fixing with screws or knock-in claws (without bottom preparation)
- Integrated removal and transport protection
- Same width of bottom and back
- Sturdy front fixing made of zinc die-casting
- 2-dimensional front adjustment with cam height adjustment (incl. locking screw)

1 DWD XP Agantis drawer sides H127



Nominal length	Item No. Champagne	Item No. Champagne
400	6220.400.41	6225.400.41
450	6220.450.41	6225.450.41
500	6220.500.41	6225.500.41
550	6220.550.41	6225.550.41
650	6220.650.41	-
PU/packaging unit	PU 1	PU 20

PU 1 = 1 set / drawer sides left and right with cover caps

PU 20 = 20 drawer sides left and right in separate boxes, incl. cover caps

Nominal length 275, 300, 350 mm on request

Imprinted cover caps on request

2 Holder set for wooden back wall H118



Holder set	Item No. Champagne
Height 118	6772.41.VE1
PU/packaging unit	PU 1/100

PU 1/100 = 1 set (left/right) in plastic bags / 100 set per carton

Steel drawer back upon request

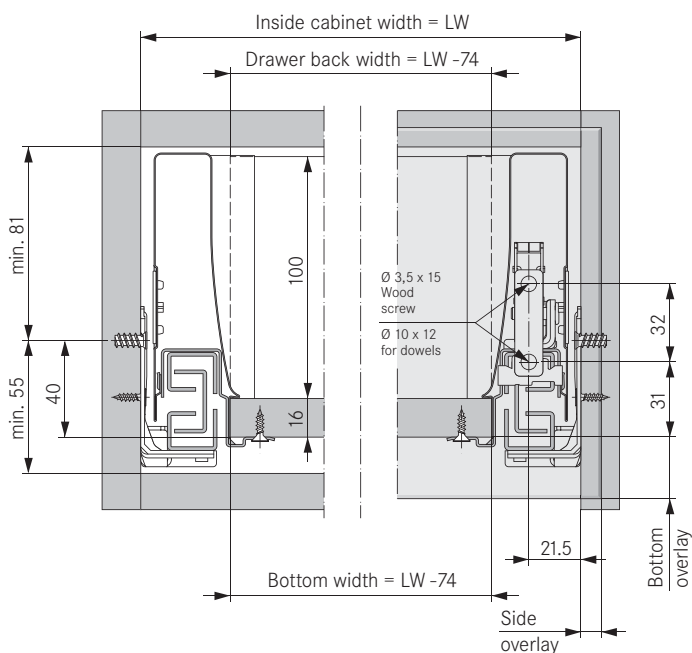
3 Front fixing



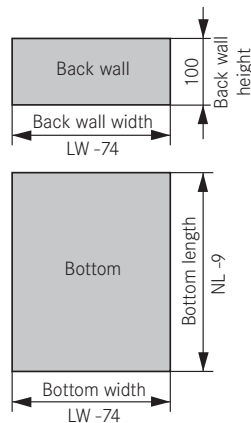
Front fixing	Item No.
Screw-in	6850.VE400
Plug	6860.VE400
Expanding dowel	6865.VE400
PU/packaging unit	PU 400

PU 400 = 400 pcs. loose per carton

Fitting dimensions



Cutting measurements for 16 mm particle board



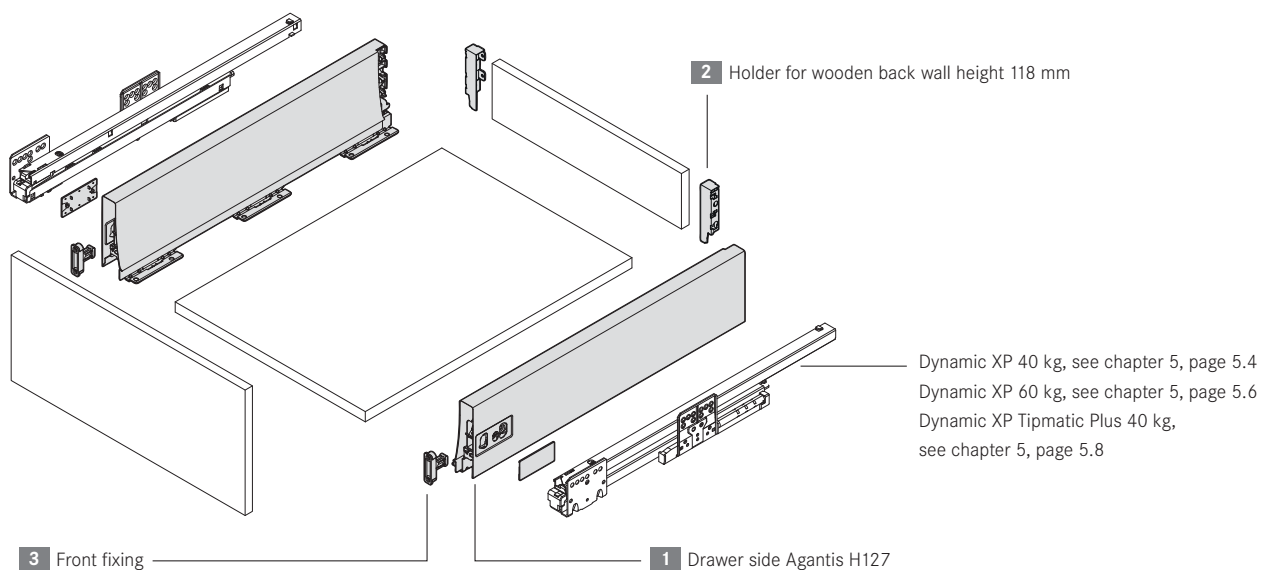
Minimum installation depth = NL
NL = Nominal length of runner

Assembly instructions:

Front fastening with press-in dowels

When using front fixings with press-in dowels, the front holes must be appropriately countersunk. The sharp edges produced with hard surface coatings, e.g. melamine, can to some extent cut off the ribs of the dowels as they are pressed in. This can significantly reduce the holding strength. Alternatively, front fixings with expanding dowels can be used, which do not require any countersinking and still guarantee optimal holding strength.

Drawer with wooden back wall



DWD XP Agantis pot drawer H95 with square railing

Drawer sides, height 95 mm, front fixings and holder for wooden back wall.



- Modern, linear design
- Scratch-resistant and touch-insensitive due to dual coating
- Exclusive matt gleaming Champagne surface
- Tool-free clip assembly of drawer back
- Simple adjustment of front inclination
- Fast, stable connection to the drawer front through screw assembly

1 DWD XP Agantis drawer sides H95



Nominal length	Item No. Champagne	Item No. Champagne
400	6120.400.41	6125.400.41
450	6120.450.41	6125.450.41
500	6120.500.41	6125.500.41
550	6120.550.41	6125.550.41
650	6120.650.41	-
PU/packaging unit	PU 1	PU 20

PU 1 = 1 set / drawer sides left and right incl. cover caps

Imprinted cover caps on request

PU 20 = 20 drawer sides left and right in separate boxes, incl. cover caps

2 Holder set for wooden back wall H182



Holder set	Item No. Champagne	Item No. Champagne
Height 182	6773.41.VE1	6773.41.VE200
PU/packaging unit	PU 1 / 100	PU 200

PU 1 / 100 = 1 set (left/right) in plastic bags / 100 set per carton

Steel drawer back upon request

PU 200 = 200 sets (left / right) loose in separate cartons

3 Front fixing



Front fixing	Item No.
Screw-in	6850.VE400
Plug	6860.VE400
Expanding dowel	6865.VE400
PU/packaging unit	PU 400

PU 400 = 400 units, loose, boxed

4 Square railing set for screwing-in

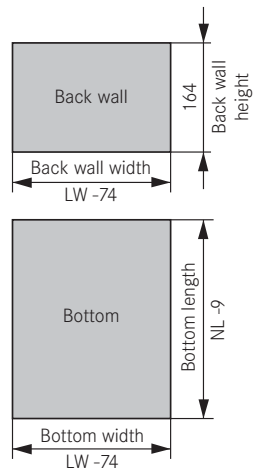
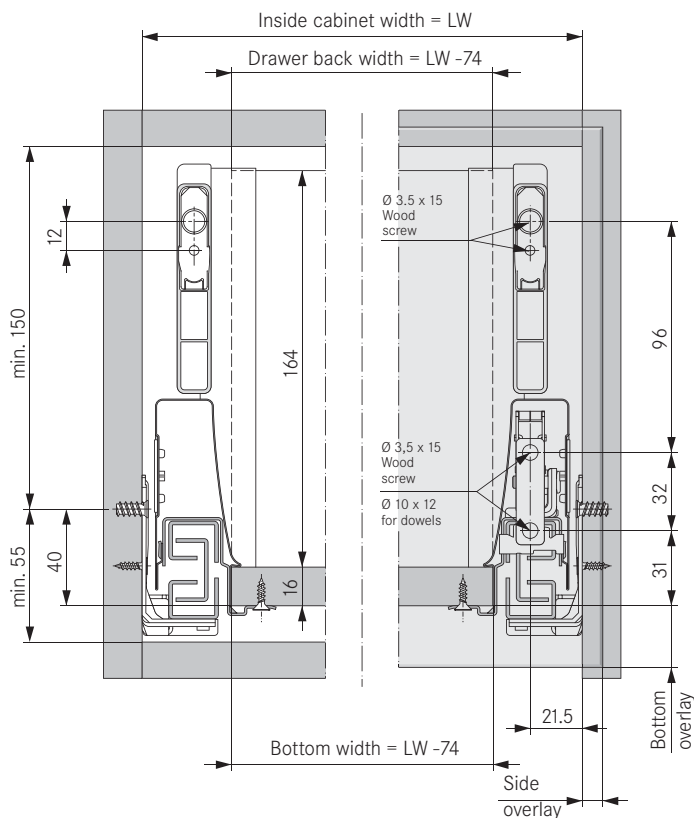


Nominal length	Item No. Champagne
400	13170.400.41
450	13170.450.41
500	13170.500.41
550	13170.550.41
650	13170.650.41
PU/packaging unit	PU 1 / 10

PU 1 / 10 = 1 set in a plastic bag / 10 set per carton

1 set consists of: 2 square railings; 1 set of railing holders rear left/right; 2 front fixing covers; 2 front fixings

Fitting dimensions | **Cutting measurements for 16 mm particle board**

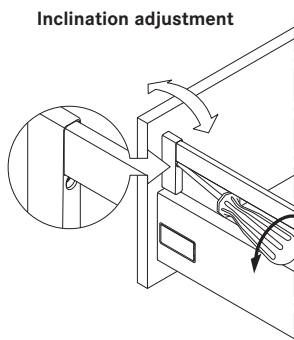
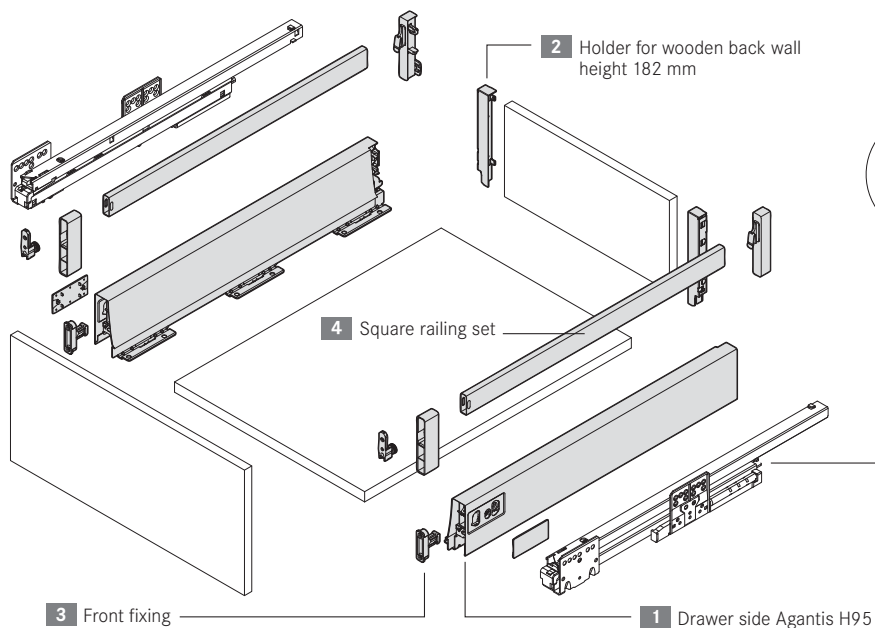


Minimum installation depth = NL
NL = Nominal length of runner

Assembly instructions:
Front fastening with press-in dowels

When using front fixings with press-in dowels, the front holes must be appropriately countersunk. The sharp edges produced with hard surface coatings, e.g. melamine, can to some extent cut off the ribs of the dowels as they are pressed in. This can significantly reduce the holding strength. Alternatively, front fixings with expanding dowels can be used, which do not require any countersinking and still guarantee optimal holding strength.

Pan drawer with wooden back wall and square railing



Dynamic XP 40 kg, chapter 5, page 5.4
Dynamic XP 60 kg, chapter 5, page 5.6
Dynamic XP Tipmatic Plus 40 kg, chapter 5, page 5.8

For mounting to cabinet side we recommend special Euro screws 191 and 192, chapter 6, page 6.9

All dimensions in millimetres.

Dynamic XP full-extension slides	Chapter 5	Organizing systems	Chapter 4	Square railing dividing system	Page 3.22
Tipmatic Plus full-extension slides	Chapter 5	Assembly aids	Chapter 6	Technical information	Page 3.27 - 3.29

DWD XP Standard
DWD XP Sidewood
DWD XP Agantis
Organizing systems
Dynamic XP drawer slides
Accessories Assembly aids
Index

DWD XP Agantis pot drawer H127 with square railing

Drawer sides, height 127 mm, front fixings and holder for wooden back wall.



- Modern, linear design
- Scratch-resistant and touch-insensitive due to dual coating
- Exclusive matt gleaming Champagne surface
- Tool-free clip assembly of drawer back
- Simple adjustment of front inclination
- Fast, stable connection to the drawer front through screw assembly

1 DWD XP Agantis drawer sides H127



Nominal length	Item No. Champagne	Item No. Champagne
400	6220.400.41	6225.400.41
450	6220.450.41	6225.450.41
500	6220.500.41	6225.500.41
550	6220.550.41	6225.550.41
650	6220.650.41	-
PU/packaging unit	PU 1	PU 20

PU 1 = 1 set / drawer sides left and right with cover caps

Imprinted cover caps on request

PU 20 = 20 decor left and right in separate boxes, incl. cover caps

2 Holder set for wooden back wall H214



Holder set	Item No. Champagne	Item No. Champagne
Height 214	6774.41.VE1	6774.41.VE200
PU/Packaging Unit	PU 1 / 100	PU 200

PU 1/100 = 1 set (left/right) in plastic bags / 100 set per carton

PU 200 = 200 sets (left / right) loose in separate cartons

3 Front fixing



Front fixing	Item No.
Screw-in	6850.VE400
Plug	6860.VE400
Expanding dowel	6865.VE400
PU/packaging unit	PU 400

PU 400 = 400 pcs. loose per carton

4 Square railing set for screwing-in

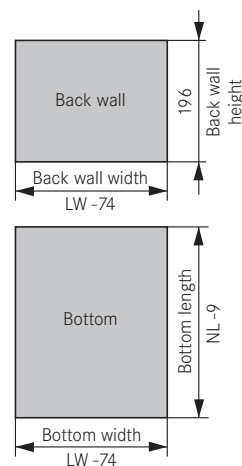
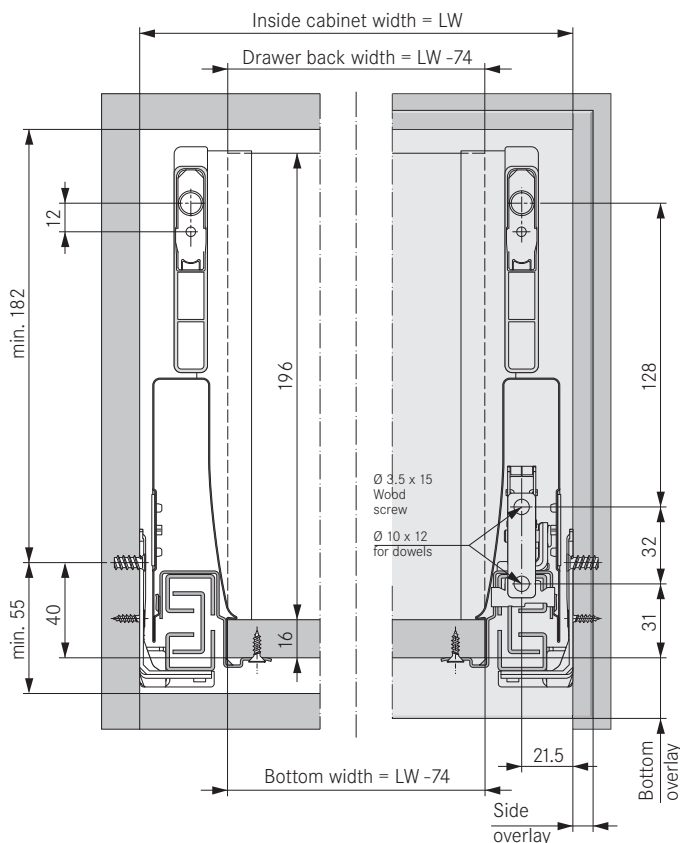


Nominal length	Item No. Champagne
400	13170.400.41
450	13170.450.41
500	13170.500.41
550	13170.550.41
650	13170.650.41
PU/packaging unit	PU 1 / 10

PU 1/10 = 1 set in a plastic bag / 10 set per carton

1 set consists of: 2 square railings; 1 set of railing holders rear left/right; 2 front fixing covers; 2 front fixings

Fitting dimensions **Cutting measurements for 16 mm particle board**



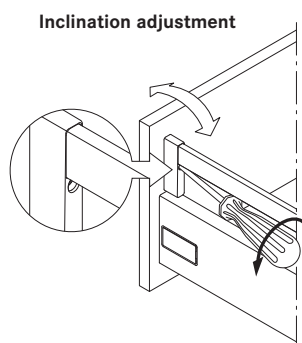
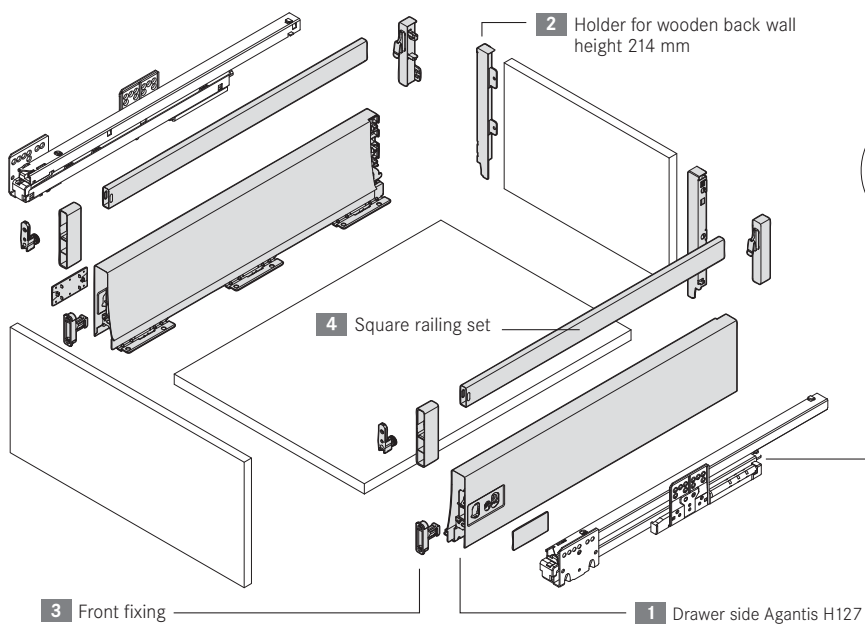
Minimum installation depth = NL
NL = Nominal length of runner

Assembly instructions:

Front fastening with press-in dowels

When using front fixings with press-in dowels, the front holes must be appropriately countersunk. The sharp edges produced with hard surface coatings, e.g. melamine, can to some extent cut off the ribs of the dowels as they are pressed in. This can significantly reduce the holding strength. Alternatively, front fixings with expanding dowels can be used, which do not require any countersinking and still guarantee optimal holding strength.

Pan drawer with wooden back wall and square railing



Dynamic XP 40 kg, chapter 5, page 5.4
Dynamic XP 60 kg, chapter 5, page 5.6
Dynamic XP Tipmatic Plus 40 kg, chapter 5, page 5.8

For mounting to cabinet side we recommend special Euro screws 91 and 192, chapter 6, page 6.9

All dimensions in millimetres.

Dynamic XP full-extension slides	Chapter 5	DWD XP organising systems	Chapter 4	Square railing dividing system	Page 3.22
Tipmatic Plus full-extension slides	Chapter 5	Assembly aids	Chapter 6	Technical information	Page 3.27 - 3.29

DWD XP
Standard

DWD XP
Sidewood

DWD XP
Agantis

Organizing
systems

Dynamic XP
drawer slides

Accessories
Assembly aids

Index

DWD XP Agantis pot drawer H95 with Agantis Top glass holder

Drawer sides, height 95 mm, front fixings and holder for wooden back wall.



- Modern, linear design
- Scratch-resistant and touch-insensitive due to dual coating
- Exclusive matt gleaming Champagne surface
- Simple adjustment of front inclination
- Fast, stable connection to the drawer front through screw assembly
- Precious, valuable glass look without railing
(8 mm glass, glass sides not supplied by Grass)
- Simple fitting and removal

1 DWD XP Agantis drawer sides H95



Nominal length	Item No. Champagne	Item No. Champagne
275	6120.275.41	6125.275.41
300	-	6125.300.41
350	6120.350.41	6125.350.41
400	6120.400.41	6125.400.41
450	6120.450.41	6125.450.41
500	6120.500.41	6125.500.41
550	6120.550.41	6125.550.41
650	6120.650.41	-
PU/packaging unit	PU 1	PU 20

PU 1 = 1 set / drawer sides left and right with cover caps

PU 20 = 20 drawer sides left and right in separate boxes, incl. cover caps

Imprinted cover caps on request

2 Holder set for wooden back wall H182



Holder set	Item No. Champagne	Item No. Champagne
Height 182	6773.41.VE1	6773.41.VE200
PU/packaging unit	PU 1/100	PU 200

PU 1/100 = 1 set (left/right) in a plastic bag / 100 set per carton

PU 200 = 200 sets loose in separate cartons

Steel back upon request

3 Front fixing



Front fixing	Item No.
Screw-in	6850.VE400
Plug	6860.VE400
Expanding dowel	6865.VE400
PU/packaging unit	PU 400

PU 400 = 400 pcs. loose per carton

4 Agantis Top glass holder set to screw on



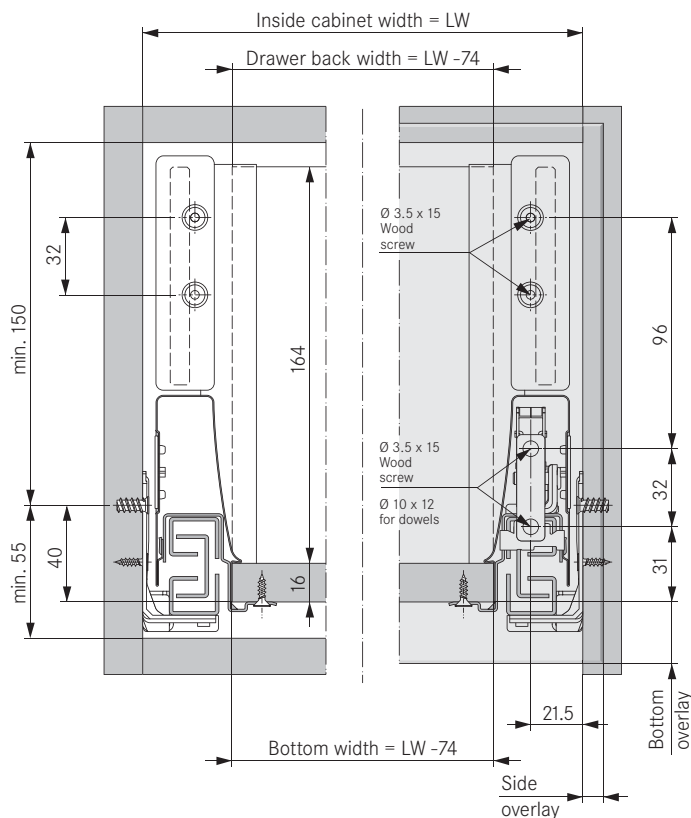
Glass holder set	Item No. Champagne
to screw on	14352.35.VE1
PU/packaging unit	PU 1/25

PU 1/25 = 1 set in a plastic bag / 25 set per carton

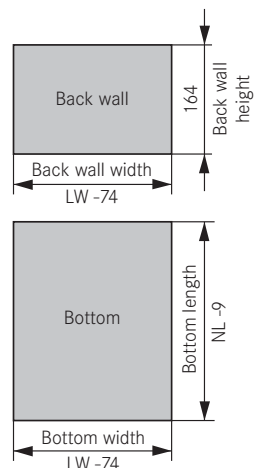
1 set consists of:

2 glass holders for clipping on, rear left/right; 2 glass holders for screwing on, front left/right; 4 eccentric locking screws

Fitting dimensions

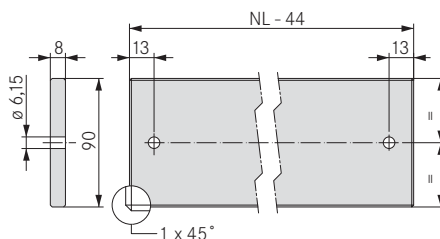


Cutting measurements for 16 mm particle board

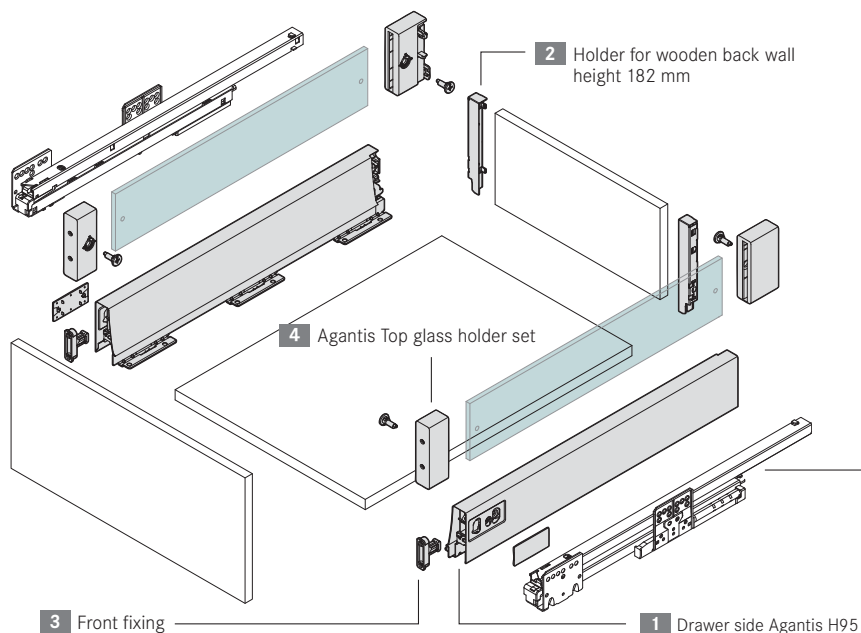


Minimum installation depth = NL
NL = Nominal length of runner

Glass cutting (1 x 45° fibre circumferential)

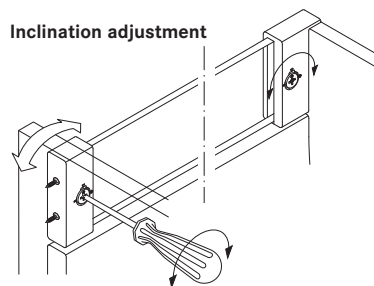


Pot drawer with wooden back wall and glass top



We recommend ESG glass (single pane safety glass) and refer to national and international safety standards.

Inclination adjustment



Dynamic XP 40 kg, chapter 5, page 5.4
Dynamic XP 60 kg, chapter 5, page 5.6
Dynamic XP Tipmatic Plus 40 kg, chapter 5, page 5.8

For mounting to cabinet side we recommend special Euro screws 191 and 192, chapter 6, page 6.9

All dimensions in millimetres.

Dynamic XP full-extension slides	Chapter 5	DWD XP organising systems	Chapter 4	Magic Optima dividing system	Page 3.20
Tipmatic Plus full-extension slides	Chapter 5	Assembly aids	Chapter 6	Technical information	Page 3.27 - 3.29

DWD XP
Standard

DWD XP
Sidewood

DWD XP
Agantis

Organizing
systems

Dynamic XP
drawer slides

Accessories
Assembly aids

Index

DWD XP Agantis pot drawer H127 with Agantis Top glass holder

Drawer sides height 127 mm, front fixings and holder for wooden back wall.



- Modern, linear design
- Scratch-resistant and touch-insensitive due to dual coating
- Exclusive matt gleaming Champagne surface
- Simple adjustment of front inclination
- Fast, stable connection to the drawer front through screw assembly
- Precious, valuable glass look without railing
(8 mm glass, glass sides not supplied by Grass)
- Simple fitting and removal

1 DWD XP Agantis drawer sides H127



Nominal length	Item No. Champagne	Item No. Champagne
400	6220.400.41	6225.400.41
450	6220.450.41	6225.450.41
500	6220.500.41	6225.500.41
550	6220.550.41	6225.550.41
650	6220.650.41	-
PU/packaging unit	PU 1	PU 20

PU 1 = 1 set / drawer sides left and right with cover caps

PU 20 = 20 drawer sides left and right in separate boxes, incl. cover caps

Nominal length 275, 300, 350 mm on request

Imprinted cover caps on request

2 Holder set for wooden back wall H214



Holder set	Item No. Champagne	Item No. Champagne
Height 214	6774.41.VE1	6774.41.VE200
PU/Packaging Unit	PU 1 / 100	PU 200

PU 1/100 = 1 set (left/right) in plastic bags / 100 set per carton

PU 200 = 200 sets loose in separate cartons

3 Front fixing



Front fixing	Item No.
Screw-in	6850.VE400
Plug	6860.VE400
Expanding dowel	6865.VE400
PU/packaging unit	PU 400

PU 400 = 400 pcs. loose per carton

4 Agantis Top glass holder set to screw on



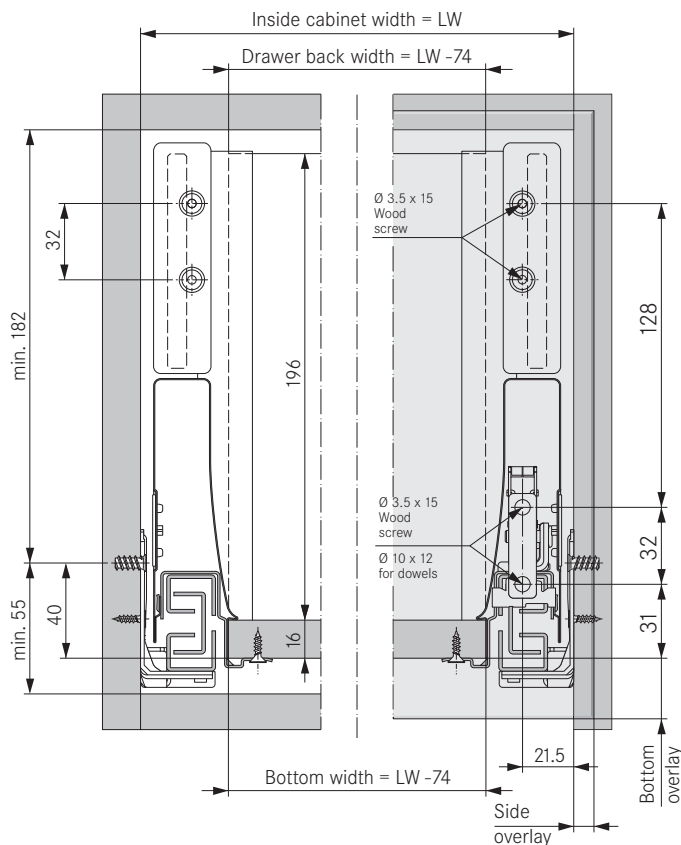
Glass holder set	Item No. Champagne
to screw on	14352.35.VE100
PU/packaging unit	PU 1 / 25

PU 1/25 = 1 set in a plastic bag / 25 set per carton

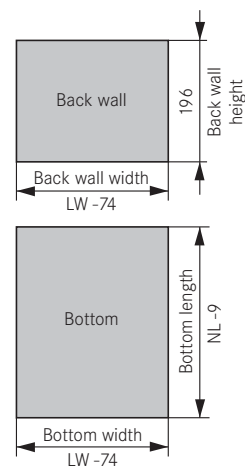
1 set consists of:

2 glass holders for clipping on, rear left/right; 2 glass holders for screwing on, front left/right; 4 eccentric screws

Fitting dimensions

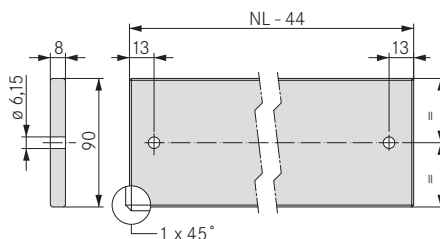


Cutting measurements for 16 mm particle board

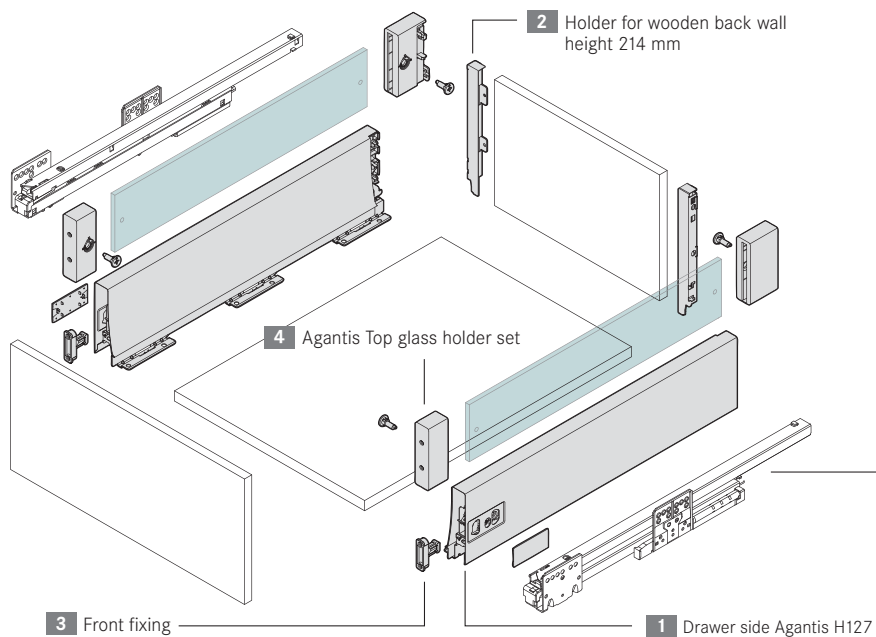


Minimum installation depth = NL
NL = Nominal length of runner

Glass cutting (1 x 45° fibre circumferential)

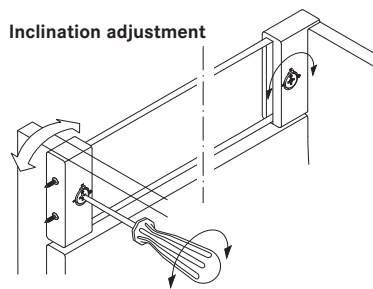


Pot drawer with wooden back and glass top



We recommend ESG glass (single pane safety glass) and refer to national and international safety standards.

Inclination adjustment



Dynamic XP 40 kg, chapter 5, page 5.4
Dynamic XP 60 kg, chapter 5, page 5.6
Dynamic XP Tipmatic Plus 40 kg, chapter 5, page 5.8

For mounting to cabinet side we recommend special Euro screws 191 and 192, chapter 6, page 6.9

All dimensions in millimetres.

Dynamic XP full-extension slides	Chapter 5	Organizing systems	Chapter 4	Magic Optima dividing system	Page 3.20
Tipmatic Plus full-extension slides	Chapter 5	Assembly aids	Chapter 6	Technical information	Page 3.27 - 3.29

DWD XP Agantis Magic Optima

Dividing systems for pot drawers, drawer sides, height 95 and 127 mm.



- Individual organization of the storage space for a clearer and tidier arrangement
- Fast, tool-free assembly
- Upgradable at any time
- Tool-free adjustment, variable of storage space
- Completely colour-coordinated system

1 Magic Optima dividing profile for cabinet sides S16-S19



Divider profile	Item No. Champagne
Cabinet width 1200 for trimming	12800.1052.41
PU/packaging unit	PU 10

PU 10 = 10 pcs. wrapped separately in film

2 Magic Optima profile holder for H95 and H127



Profile holder	Item No. Champagne
for drawer side H95	12910.35
for drawer side H127	12920.35
PU/packaging unit	PU 2/40

PU 2/40 = 2 sets in a plastic bag / 40 units per carton

3 Magic Optima Smart Board



Smart Board	Item No. Champagne
for clipping on	12850.35
PU/packaging unit	PU 20

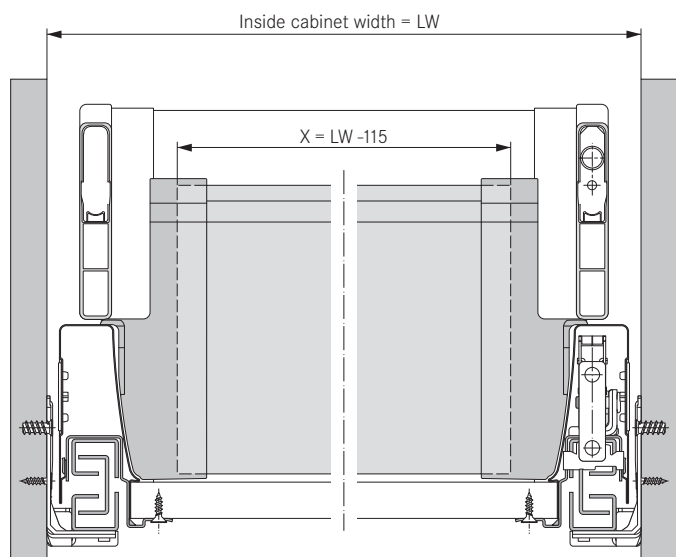
PU 20 = 20 pcs. loose

Set packaging for different cabinet widths on request.

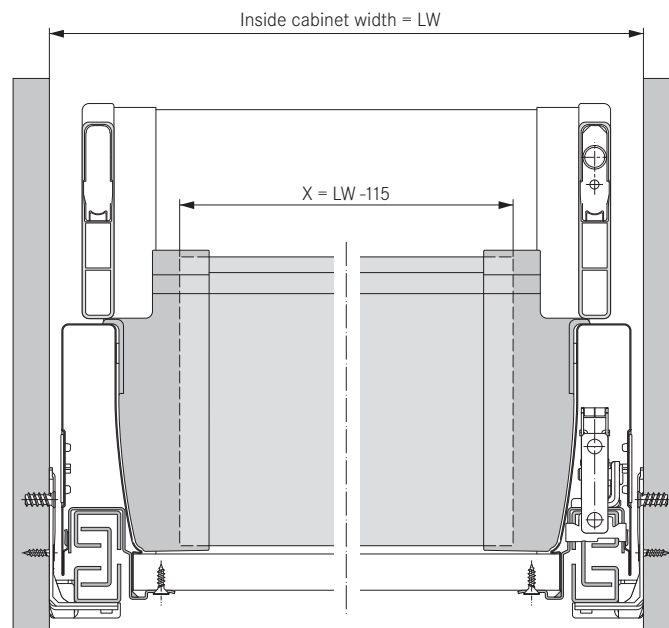
Dynamic XP full-extension slides	Chapter 5	Organizing systems	Chapter 4	Pot drawers	Page 3.12 - 3.19
Tipmatic Plus full-extension slides	Chapter 5	Assembly aids	Chapter 6	Technical information	Page 3.27 - 3.29

Cutting measurements for dividing profile

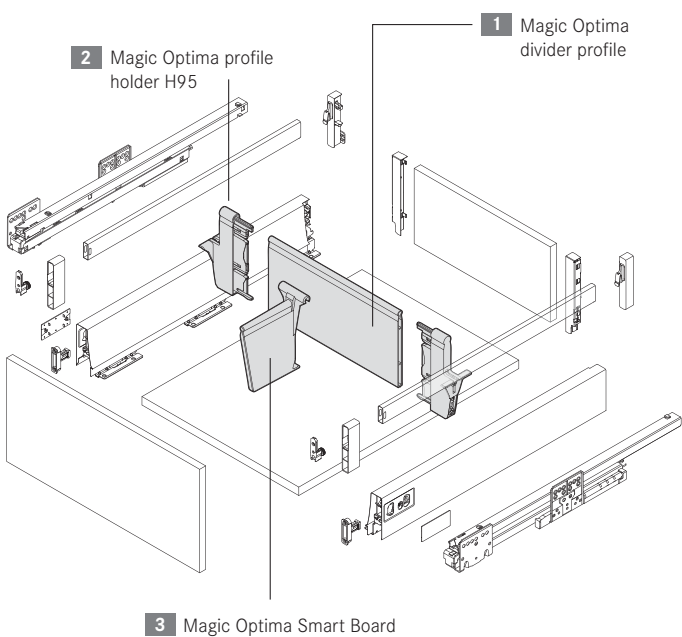
Magic Optima Agantis drawer side H95



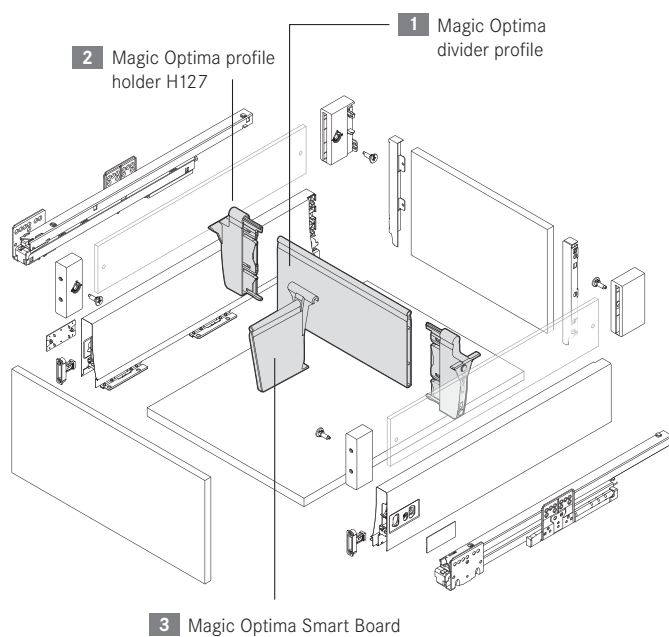
Magic Optima Agantis drawer side H127



Drawer side H95



Drawer side H127



DWD XP
Standard

DWD XP
Sidewood

DWD XP
Agantis

Organizing
systems

Dynamic XP
drawer slides

Accessories
Assembly aids

Index

All dimensions in millimetres.

DWD XP Agantis square railing dividers

For organizing pot drawers, side height 95 mm and 127 mm with square railing.



- Optimal combination with square side railing
- Modern, linear design
- Scratch-resistant and touch-insensitive due to dual coating
- Exclusive, matt gleaming champagne surface
- Simple, tool-free assembly
- Individually adjustable in 25 mm increments
- Suitable for retrofitting
- Matching colour and design
- High stability
- Can be cut to size for individual cabinet widths

1 Square width divider railing for cabinet sides S16 to S19



Square divider railing	Item No. Champagne
for cabinet width 600, for cutting to size	13182.506.41
for cabinet width 1200, for cutting to size	13182.1106.41
PU/packaging unit	PU 20

PU 20 = 20 pieces per carton

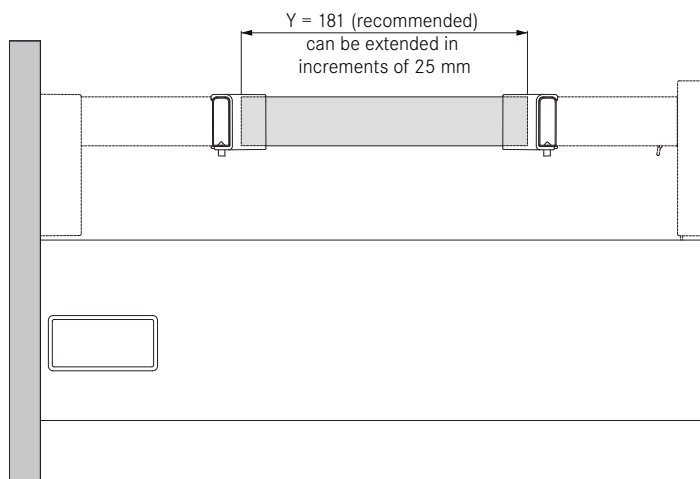
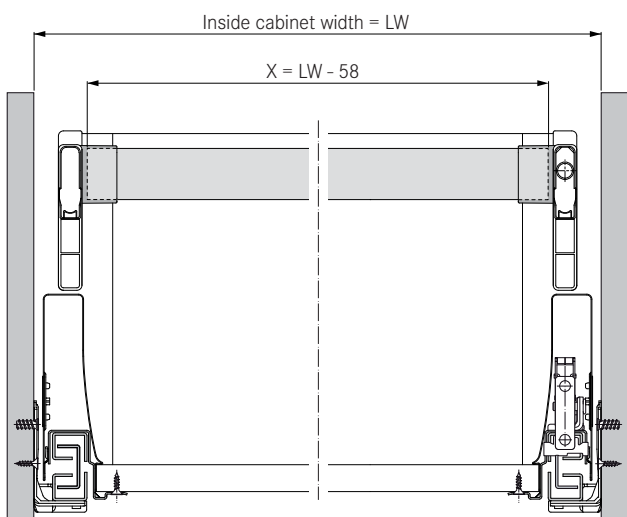
2 Square divider railing holder



Holder	Item No. Champagne
for clipping on	13811.35.VE20
PU/packaging unit	PU 20

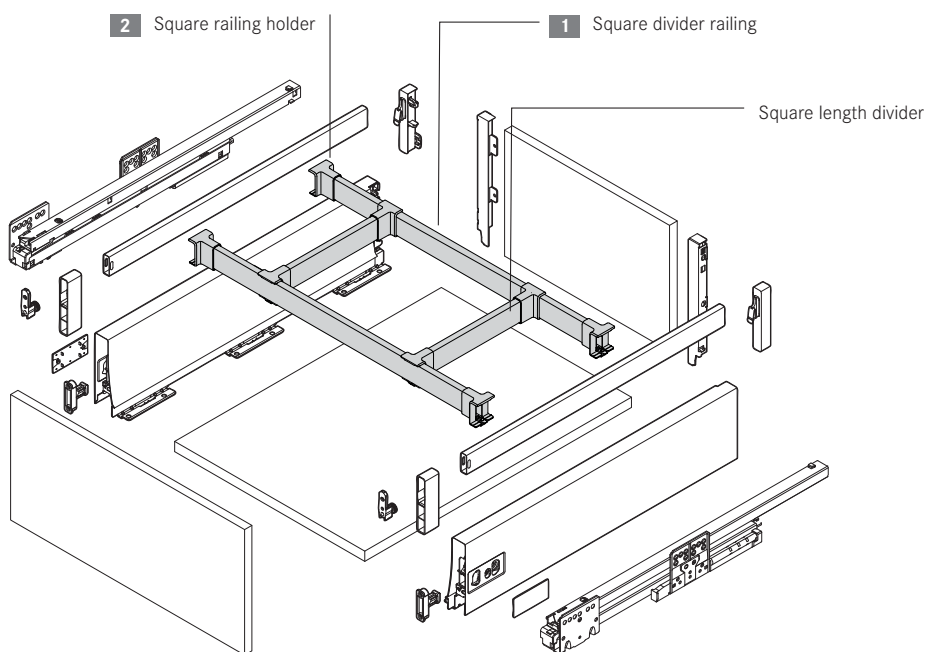
PU = 20 pieces per carton

Cutting measurements for square divider railing | **Cutting measurements for square length divider ***



* can be cut from width divider railing

Pot drawer with square railing and square divider railing



All dimensions in millimetres.

Dynamic XP full-extension slides	Chapter 5	Pot drawer H95 with square railing	Page 3.14	Technical information	Page 3.27 - 3.29
Tipmatic Plus full-extension slides	Chapter 5	Pot drawer H127 with square railing	Page 3.16		

DWD XP
Standard

DWD XP
Sidewood

DWD XP
Agantis

Organizing
systems

Dynamic XP
drawer slides

Accessories
Assembly aids

Index

DWD XP Agantis sink drawer

Application example.



- Easy assembly with DWD XP standard products
- Variable width, variable cut
- As drawer or pan drawer
- All dividing systems fit

Foldable steel back walls for sink cabinets.
Widths 600, 800, 900 and 1200 on request.


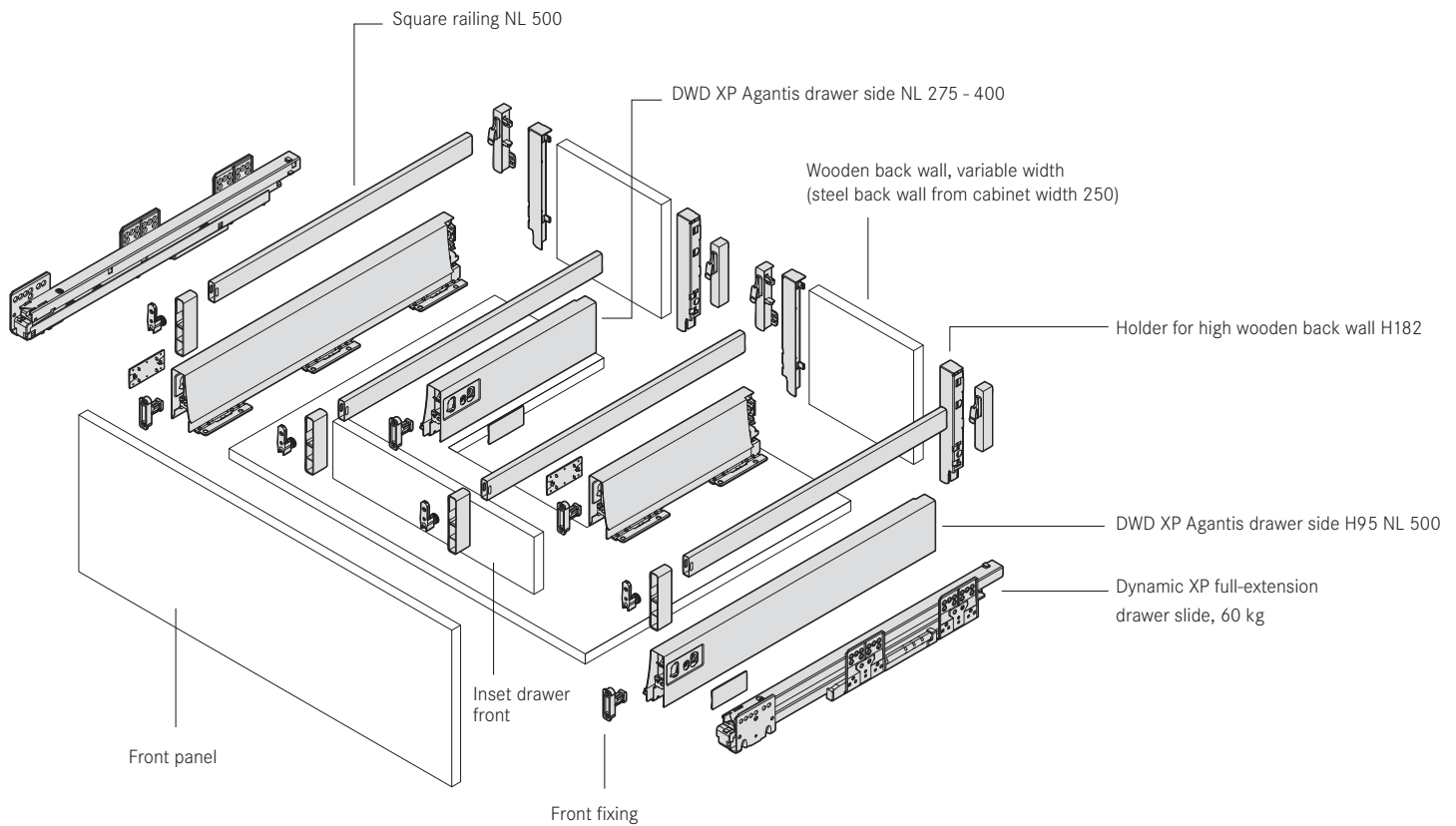


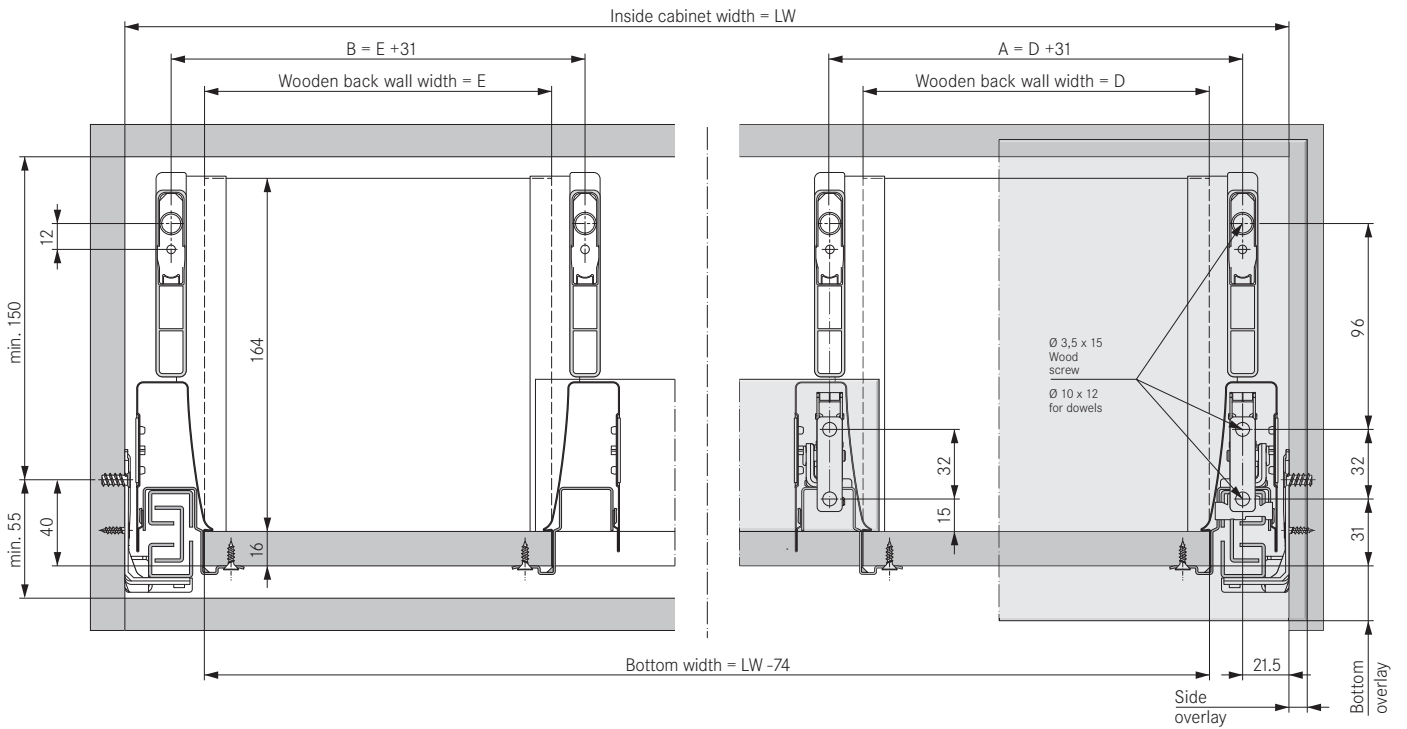
Photo DWD XP Standard, for illustration only.

Sink drawer – application example

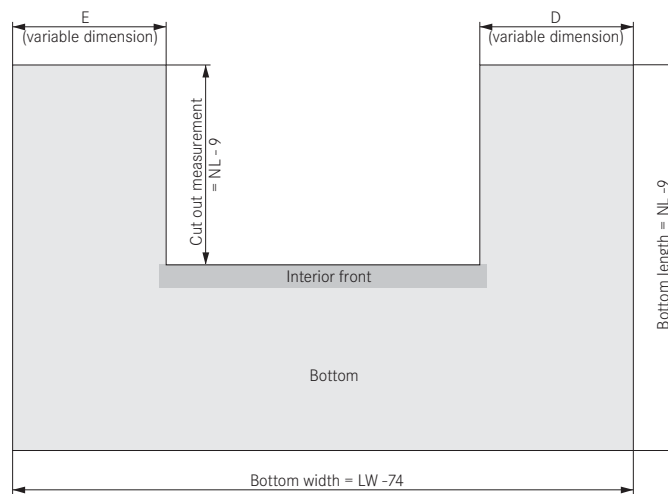
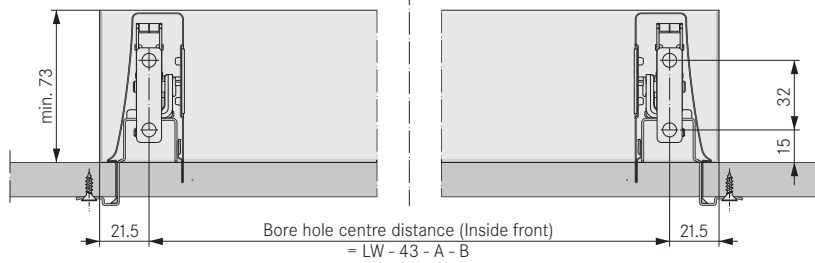


Dynamic XP drawers	Page 3.8 - 3.11	Dynamic XP full-extension slides	Chapter 5	Technical information	Page 3.25
Dynamic XP pot drawers	Page 3.12 - 3.19				

Fitting dimensions



Cutting dimensions for inside front



All dimensions in millimetres.

DWD XP
Standard

DWD XP
Sidewood

DWD XP
Agentis

Organizing
systems

Dynamic XP
drawer slides

Accessories
Assembly aids

Index

Application examples

Ideally supplemented.

Sidewood Flexline and Sidewood push-in systems



The flexible solid wood organising systems

Solid wood looks good with Flexline, the new Sidewood organising system. The organising system adjusts to any cabinet width and can be individually equipped with many useful utensils: cutlery, knives, spices and cling film as well as the Magic Sorto stainless steel trays all find their place.

The push-in system for individually designing your pan drawers.

This innovative push-in system impresses with its user friendliness. Adjustable perforated plates enable you to arrange your system to suit non-standard dimensions. Flexible arrangement of the different elements creates an individual configuration.



Please see the chapter 4, Organizing systems, for further information.

Agantis inset front panels



The Agantis XP system can be supplemented with the elegant Ninka inset front panels

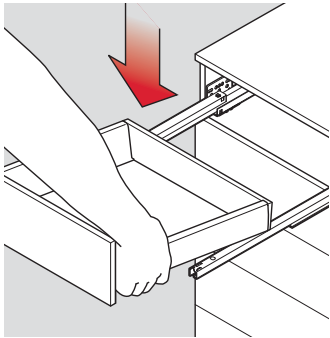
The colour-coordinated Ninka inset front panels for drawer heights of 95 and 127 mm complete the system and continue the clean lines of the Agantis XP series.

Technical information

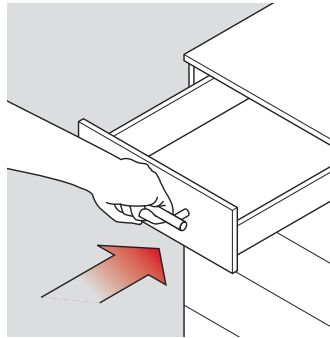
for DWD XP Agentis.



Inserting the drawer

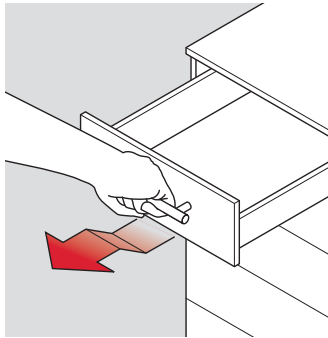


Place drawer onto extended slides.



Raise drawer slightly at the front and push fully home. **The drawer will be locked into place automatically!**

Removing the drawer

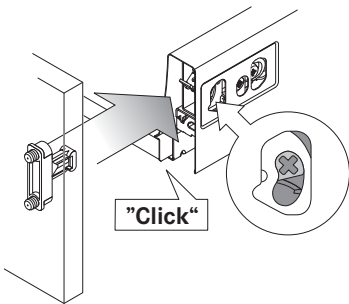


Open drawer to about 10 cm before full-extension and raise slightly.



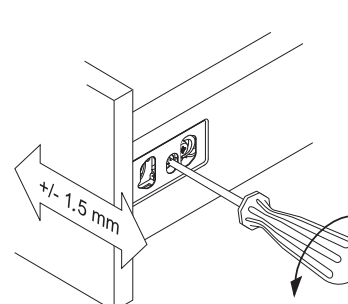
Pull out sharply **HORIZONTALLY** until the drawer audibly disengages and then lift off.

Fitting the drawer front



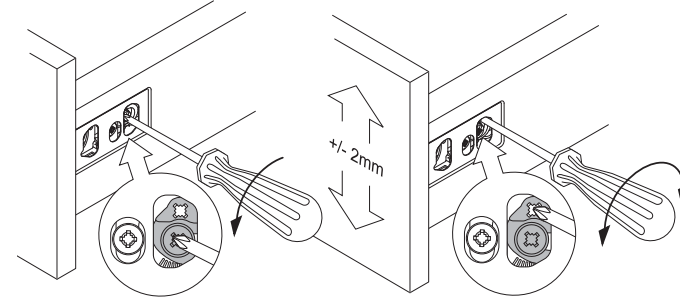
Insert front holder into drawer sides. Drawer front snaps shut automatically and is fixed.

Side adjustment, right side



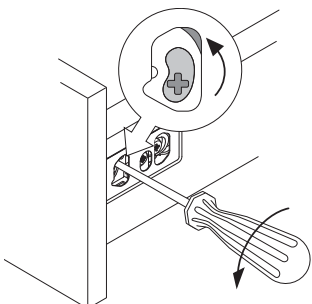
Turn screw (A). Due to the integrated lateral adjustment only the right side has to be adjusted.

Vertical cam adjustment, on both sides

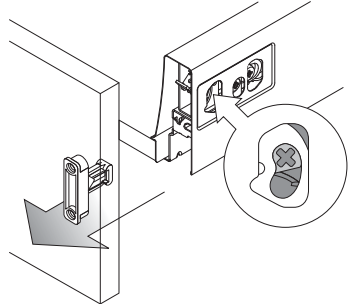


Loosen locking screw on both sides. Adjust drawer front and tighten locking screws again.

Removing the drawer front



Use Pozi No. 2 screwdriver to release locking mechanism.

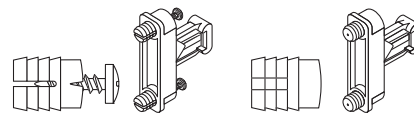


Drawer front is unlocked and can be removed. **Release front-bottom connector if applicable.**

Fitting instructions

Expanding dowel
Ø 10 x 12 mm

Press-in dowel
Ø 10 x 12 mm



Front fastening with press-in dowels

When using front fixings with press-in dowels, the holes in the front should be appropriately countersunk. The sharp edges produced when drilling into hard surface coatings, e.g. melamine, can damage some of the dowel ribs when they are pressed in. This can significantly reduce the holding strength. Alternatively, front fixings with expanding dowels can be used, this does not require any countersinking and still guarantees optimum holding strength.

DWD XP
Standard

DWD XP
Sidewood

DWD XP
Agentis

Organizing
systems

Dynamic XP
drawer slides

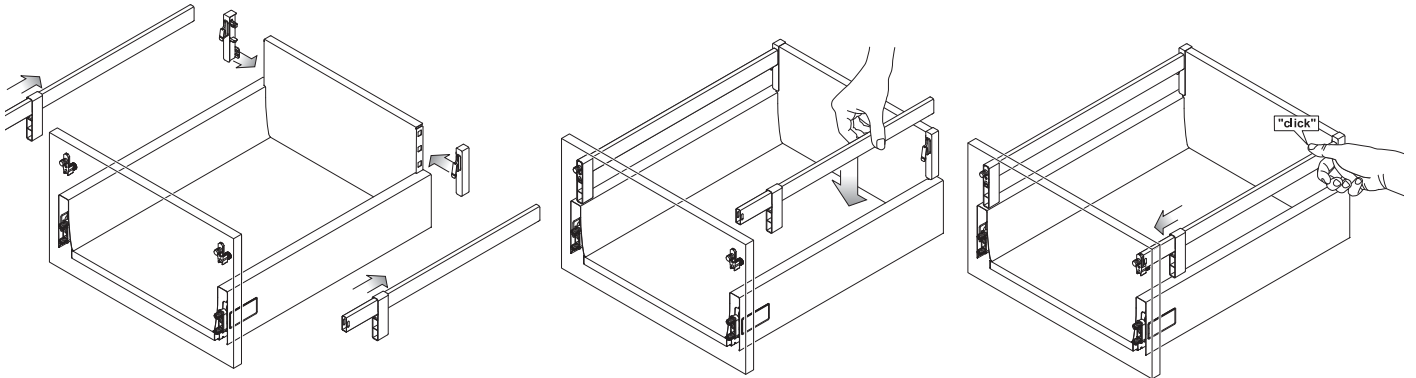
Accessories
Assembly aids

Index

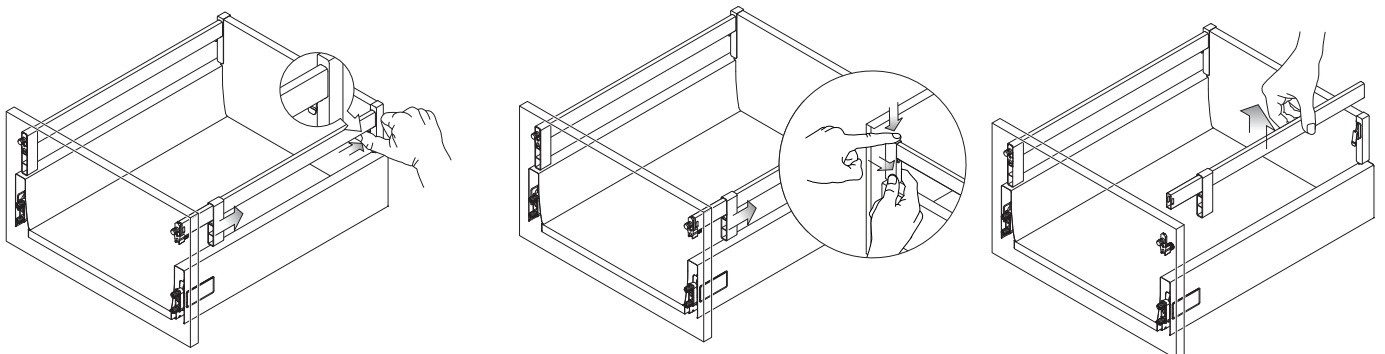
Technical information

for DWD XP Agantis.

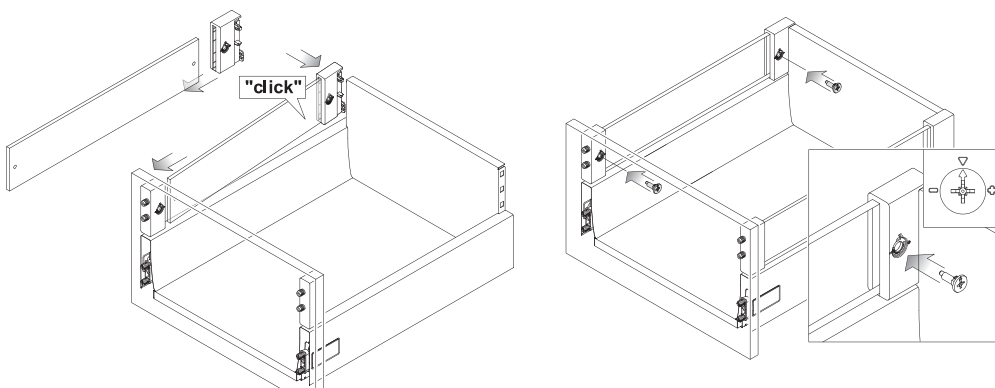
Agantis square railing assembly



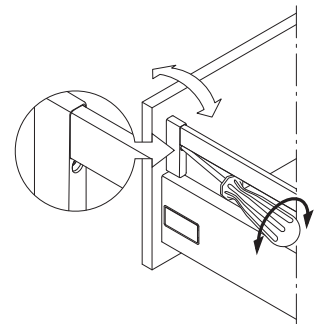
Disassembly



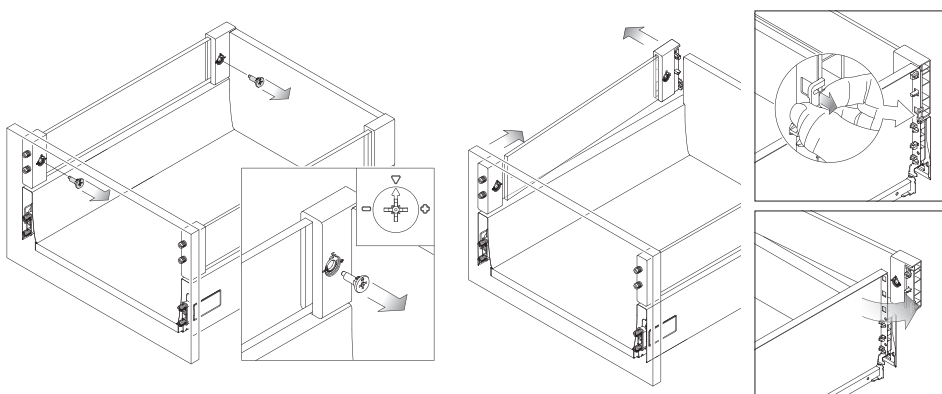
Agantis Top glass holder assembly



Railing front adjustment

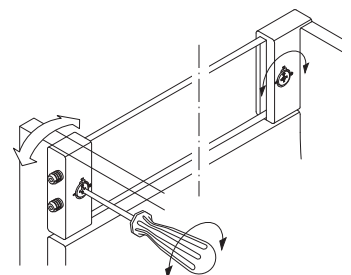


Agantis Top glass holder disassembly



Glass holder adjustment

Adjust eccentric screw on both sides.



Grass test guidelines.


Durability test

100,000 open/close cycles



Vertical load test

10 seconds, full extended, additional load on corner: 300 N



Horizontal load test

5 x 10 seconds, full extended, right/left alternating, additional load on front 150 N



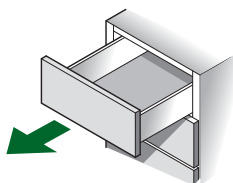
Dynamic load on front panels and limit stops

open and close 10 x at 1.0 metre/sec with 40 kg load; 0.8 metre/sec with 70 kg load



Pull-out safety

open 10 x at 1.0 metre/sec



• Requirements and limits according to internal guidelines

DWD XP
Standard

DWD XP
Sidewood

DWD XP
Agantis

Organizing
systems

Dynamic XP
drawer slides

Accessories
Assembly aids

Index



04

G*GRASS®**DWD XP ORGANIZING SYSTEMS**

Systems designed to subdivide, organise and arrange – useful helpers for organising the available space. Modular dividing systems create a tidy arrangement with everything visible at a glance.



DWD XP organizing systems

for individual configurations.



DWD XP Sidewood Plug system for pot drawers.
The organizing system for individual configuration of your pot drawers.

This innovative easy to use plug in system is a winner. Easy to cut oversized drilled boards make it possible to use the boards in any drawer size. Due to flexible placement of the plug in inserts anything can be kept in place that you would like securely stored in your drawer

Flexline – the versatile solid wood drawer system with stepless adjustment for various drawer width.

Solid wood also cuts a fine figure with Flexline, the organization system from DWD XP Sidewood. The modular organization system adjusts to any cabinet width and can be individually equipped for a whole range of handy utensils: Cutlery, knives, spices and kitchen films and foils will all be neatly tucked away, as with Magic Sorto's stainless steel inserts, the very place to store many of the little items used in the kitchen.

The flexible organizing systems for DWD XP Standard, DWD XP Sidewood and DWD XP Agantis.
Photos for illustration only.



Everybody needs help in the kitchen, especially when organizing the drawers.

Magic Sorto, our drawer organizing system, has everything the customer needs. Excellent design and versatility for custom storage solutions.

- The advantages at a glance:
- Trays made of stainless steel
 - More storage due to the clever design of the Sorto insert.
 - Hygienically approved
 - Easy to clean, dishwasher safe
 - Versatile system due to spring-loaded divider railing.
 - Expand and upgrade individually.



DWD XP
Standard

DWD XP
Sidewood

DWD XP
Agantis

Organizing
systems

Dynamic XP
drawer slides

Accessories
Assembly aids

Index



			Page
	System-Information		4.2 - 4.5
	DWD XP Magic Sorto <ul style="list-style-type: none"> • Drawer organizing 		4.6
	DWD XP Flexline <ul style="list-style-type: none"> • Stepless variable wooden inserts • Utensil insert • Cutlery insert • Knife block • Spice insert • Kitchen foil/film insert 		4.8
	DWD XP Sidewood plug in system <ul style="list-style-type: none"> • Drilled boards • Round shaped plug • Lengthwise partition • Crosswise partition 		4.10

DWD XP
Standard

DWD XP
Sidewood

DWD XP
Agantis

Organizing
systems

Dynamic XP
drawer slides

Accessories
Assembly aids

Index

DWD XP Magic Sorto




Drawer organizing.



For example: DWD XP Agantis with Magic Sorto

- Modular expandable system
- Individual removable components,
- Food safe, hygienically approved
- Trays made of stainless steel

Standard colours

-  alu-metallic
-  stainless steel look
-  champagne

Special colours (on request)

-  white

Magic Sorto Set



Nominal length/set	Item No. alu-metallic	Item No. stainless steel	Item No. champagne
1 400 B3	12030.400.17	-	-
2 400 B4	12040.400.17	-	-
3 450 B3	12030.450.17	-	-
4 450 B4	12040.450.17	-	-
5 500 B3	12030.500.17	12030.500.40	12030.500.41
6 500 B4	12040.500.17	12040.500.40	12040.500.41
7 500 B4S	12046.500.17	12046.500.40	12046.500.41
8 550 B3	12030.550.17	-	-
9 550 B4	12040.550.17	-	-
PU/packaging unit	PU 1	PU 1	PU 1

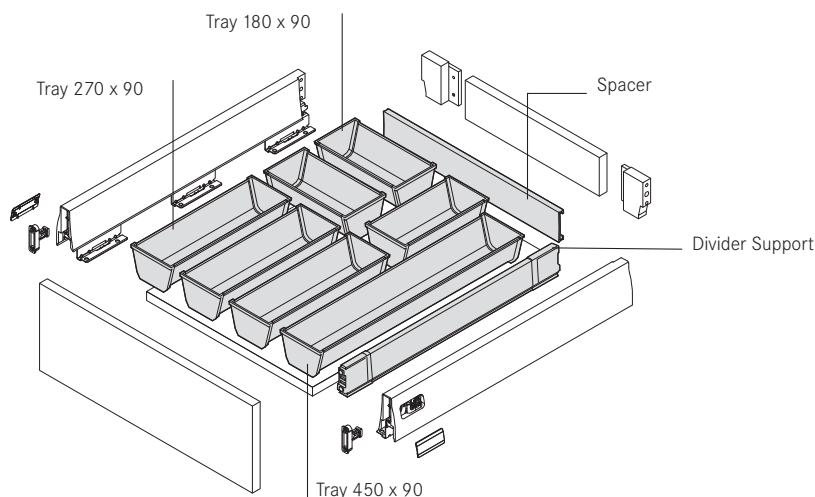
PU 1 = 1 set in a carton

Divider Support



Nominal length	Item No. alu-metallic
500	12101.500.17
PU/packaging unit	PU 25

PU 25 = 25 pcs. loose in carton



Assembly variations

1 Magic Sorto Set NL 400 B3



NL 400 and cabinet widths from 450 mm or more.

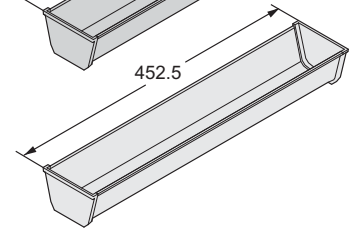
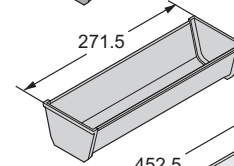
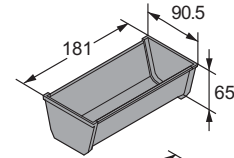
Consisting of:
 2 Sorto trays 270 x 90 mm
 3 Sorto trays 180 x 90 mm
 1 Spacer 270 mm
 1 Divider Support

2 Magic Sorto Set NL 400 B4



NL 400 and cabinet widths from 600 mm or more.

Consisting of:
 4 Sorto trays 270 x 90 mm
 2 Sorto trays 180 x 90 mm
 2 Spacer 180 mm
 1 Divider Support



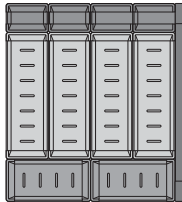
3 Magic Sorto Set NL 450 B3



NL 450 and cabinet widths from 450 mm or more.

Consisting of:
 2 Sorto trays 270 x 90 mm
 3 Sorto trays 180 x 90 mm
 3 Compression trays 60 mm
 1 Divider Support

4 Magic Sorto Set NL 450 B4



NL 450 and cabinet widths from 600 mm or more.

Consisting of:
 4 Sorto trays 270 x 90 mm
 2 Sorto trays 180 x 90 mm
 4 Compression trays 60 mm
 1 Divider Support

5 Magic Sorto Set NL 500 B3



NL 500 and cabinet widths from 450 mm or more.

Consisting of:
 3 Sorto trays 270 x 90 mm
 3 Sorto trays 180 x 90 mm
 1 Spacer 270 mm
 1 Divider Support

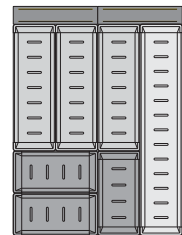
6 Magic Sorto Set NL 500 B4



NL 500 and cabinet widths from 600 mm or more.

Consisting of:
 4 Sorto trays 270 x 90 mm
 4 Sorto trays 180 x 90 mm
 2 Spacer 180 mm
 1 Divider Support

7 Magic Sorto Set NL 500 B4S



NL 500 and cabinet widths from 600 mm or more.

Consisting of:
 1 Sorto tray 450 x 90 mm
 3 Sorto trays 270 x 90 mm
 3 Sorto trays 180 x 90 mm
 2 Spacer 180 mm
 1 Divider Support

8 Magic Sorto Set NL 550 B3



NL 550 and cabinet widths from 450 mm or more.

Consisting of:
 3 Sorto trays 270 x 90 mm
 3 Sorto trays 180 x 90 mm
 3 Compression trays 70 mm
 1 Divider Support

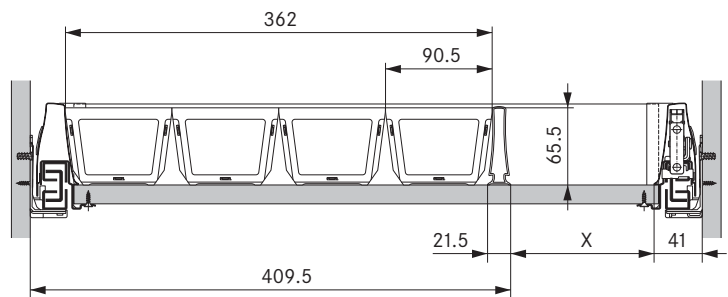
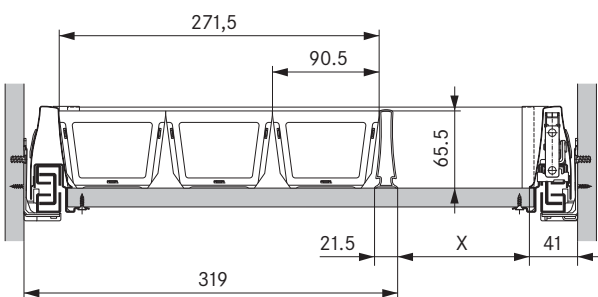
9 Magic Sorto Set NL 550 B4



NL 550 and cabinet widths from 600 mm or more.

Consisting of:
 4 Sorto trays 270 x 90 mm
 4 Sorto trays 180 x 90 mm
 4 Compression trays 70 mm
 1 Divider Support

Measurements



All measurements in millimeters.

DWD XP Sidewood Flexline

Solid wood drawer insert system with stepless adjustment for various drawer width.



For example: DWD XP Sidewood with Flexline

This modular system is guaranteed to impress with its timeless elegance and great versatility. Depending on the application the width can be adjusted. Based on wooden inserts that offer adjustment in width this system can be extended with inserts for cutlery, knives, spices, foils and other utensils. Perfectly fitting profile strips create a form-fit connection of the individual modules.

- Solid beech
- Corner connections dowelled
- Casters of spice insert with coated surface
- Kitchen foil/film insert cover made of stainless steel
- Suitable for DWD XP Standard, DWD XP Sidewood and DWD XP Agantis drawers

Flexline wooden insert (suitable for nominal length 500, cabinet width 400 - 600)



Nominal length	Item No. solid beech
500	12410.38
PU/packaging unit	PU 1

PU 1 = 1 piece

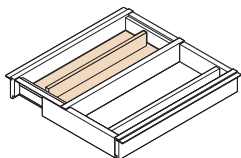
Flexline wooden insert (suitable for nominal length 500, cabinet width 800 - 1200)



Nominal length	Item No. solid beech
500	12411.38
PU/packaging unit	PU 1

PU 1 = 1 piece

Utensil insert

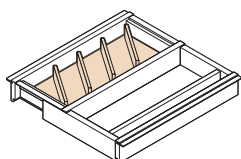


Nominal length	Item No. solid beech
500	12422.38
PU/packaging unit	PU 1

PU 1 = 1 piece

DWD XP
Standard

Cutlery insert

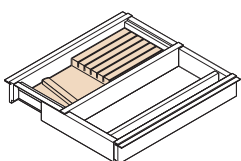


Nominal length	Item No. solid beech
500	12423.38
PU/packaging unit	PU 1

PU 1 = 1 piece

DWD XP
Sidewood

Knife block

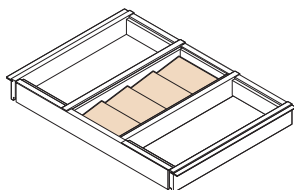


Nominal length	Item No. solid beech
500	12425.38
PU/packaging unit	PU 1

PU 1 = 1 piece (up to 6 knives)

DWD XP
Agantis

Spice insert (from cabinet width 800 on)

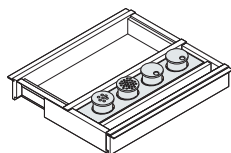


Nominal length	Item No. solid beech
500	12420.38
PU/packaging unit	PU 1

PU 1 = 1 piece incl. 4 casters for salt, pepper, fine-grained and coarse-grained spice

Organizing
systems

Spice insert with casters

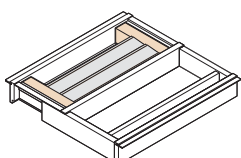


Nominal length	Item No. solid beech
500	12421.38
PU/packaging unit	PU 1

PU 1 = 1 piece incl. 4 casters for salt, pepper, fine-grained and coarse-grained spice, coated surface

Dynamic XP
drawer slides

Kitchen foil/film insert



Nominal length	Item No. solid beech
500	12424.38
PU/packaging unit	PU 1

PU 1 = 1 pc. for 2 rolls of kitchen foil, cover made of stainless steel

Accessories
Assembly aids

Index

All measurements in millimeters.

DWD XP Sidewood plug system

Organizing system for individual configuration of pot drawers.



For example: DWD XP Agantis with plug system

This innovative easy to use plug in system is a winner. Easy to cut oversized drilled boards make it possible to use the boards in any drawer size.

Due to flexible placement of the plug in inserts anything can be kept in place that you would like securely stored in your drawer.

- Elegant design in solid beech (other types of wood available on request.)
- Bevelled edges ensure an accurate fit.
- Suitable for cut to size
- Hole grid 32 mm
- High flexibility using plug in parts
- Expandable at any time

1 Drilled boards (for drawer with nominal length 500)



Cabinet width	Item No. solid beech
600	12430.38
1200	12431.38
PU/packaging unit	PU 1

PU 1 = 1 piece

2 Round shaped plug



Measurements	Item No. solid beech
Ø 25, Height 160	12435.38
PU/packaging unit	PU 1

PU 1 = 1 set consists of 4 pieces

3 Lengthwise partition to insert and screw into place, length 446



Measurements	Item No. solid beech
446 x 120 x 15	12437.38
PU/packaging unit	PU 1

PU 1 = 1 piece

4 Crosswise partition to insert and screw into place, width 126



Measurements	Item No. solid beech
126 x 120 x 15	12438.38
PU/packaging unit	PU 1

PU 1 = 1 piece

5 Crosswise partition to insert and screw into place, width 190

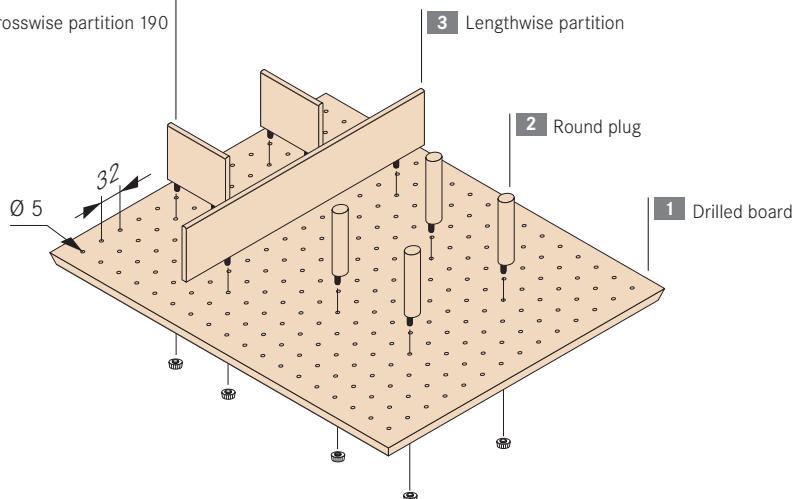


Measurements	Item No. solid beech
190 x 120 x 15	12439.38
PU/packaging unit	PU 1

PU 1 = 1 piece

Sidewood plug system

- 4 Crosswise partition 126
- 5 Crosswise partition 190



All measurements in millimeters.

DWD XP
Standard

DWD XP
Sidewood

DWD XP
Agantis

Organizing
systems

Dynamic XP
drawer slides

Accessories
Assembly aids

Index



05

G* GRASS®**DYNAMIC XP DRAWER SLIDES**

Synchronised full-extension drawer slides in a very rugged design and with an extremely smooth action. Optionally with Soft-close or Tipmatic Plus – the mechanical opening system.





			Page
	<p>Dynamic XP, 40 kg</p> <ul style="list-style-type: none"> • Full-extension drawer slide with integrated Soft-close • Carrying capacity 40 kg 		5.4
	<p>Dynamic XP, 60 kg (80 kg)</p> <ul style="list-style-type: none"> • Full-extension drawer slide with integrated Soft-close Soft-close • Carrying capacity 60 kg 		5.6
	<p>Dynamic XP Tipmatic Plus, 40 kg</p> <ul style="list-style-type: none"> • Full-extension drawer slide • Opens and closes drawers and pot drawers without handles • Absolute mechanical solution • Carrying capacity 40 kg 		5.8

DWD XP
Standard

DWD XP
Sidewood

DWD XP
Agantis

Organizing
systems

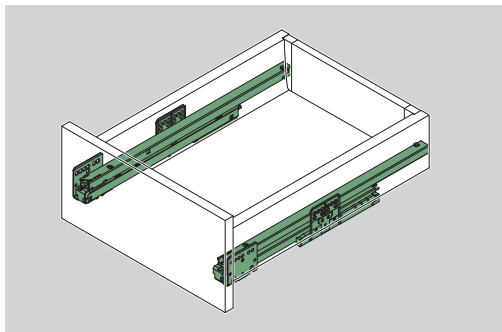
Dynamic XP
drawer slides

Accessories
Assembly aids

Index

Dynamic XP full-extension drawer slide, 40 kg

with integrated Soft-close.



- Synchronised full-extension slide for drawers and pot drawers
- Integrated Soft-close technology
- Excellent running characteristics
- Small drop values
- Good lateral stability
- Suitable for DWD XP Standard, DWD XP Sidewood and DWD XP Agantis

1 Dynamic XP full-extension drawer slide, 40 kg, with integrated Soft-close



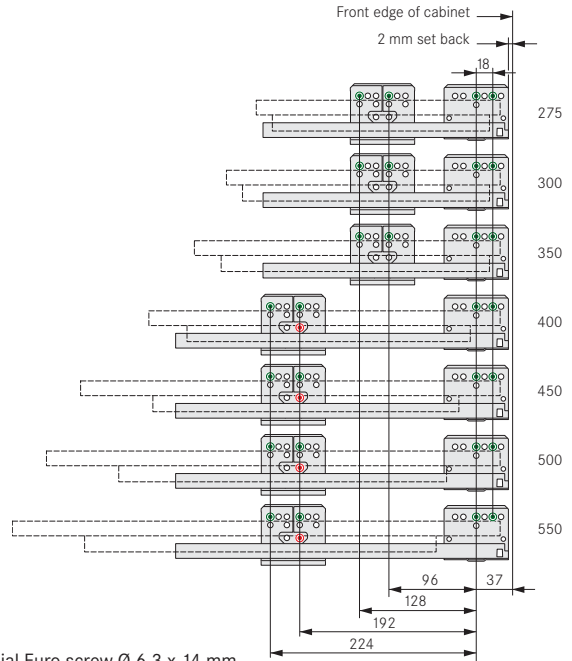
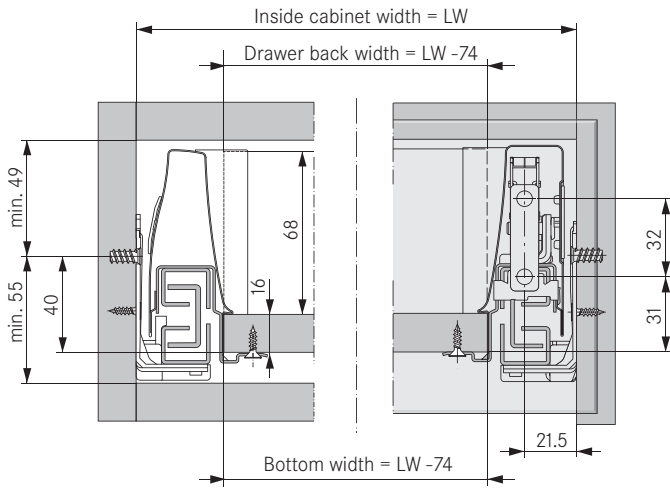
Nominal length	Item No.	Item No.
275	6500.275.5	6505.275.5
300	-	6505.300.5
350	6500.350.5	6505.350.5
400	6500.400.5	6505.400.5
450	6500.450.5	6505.450.5
500	6500.500.5	6505.500.5
550	6500.550.5	6505.550.5
PU/packaging unit	PU 1	PU 20

PU 1 = 1 set / full-extension drawer slide, 40 kg, left and right-handed in carton

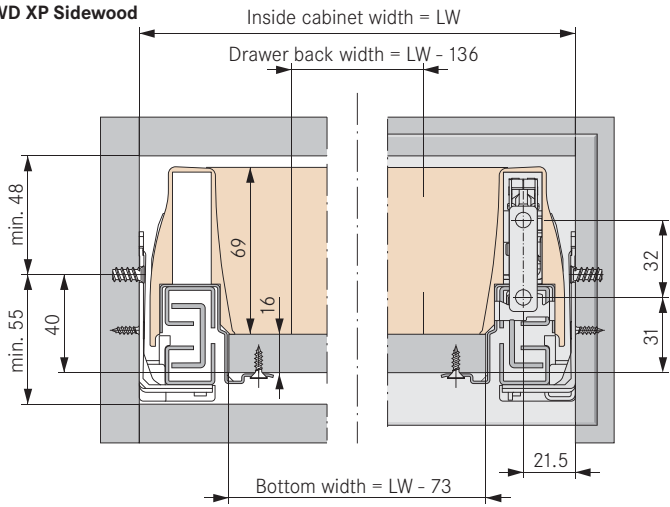
PU 20 = 20 40 full-extension drawer slide, 40 kg, left and right in separate cartons

Mounting positions **Mounting positions for cabinet slides**

DWD XP Standard / DWD XP Agantis

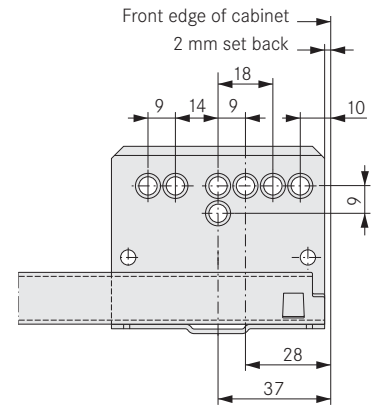


DWD XP Sidewood

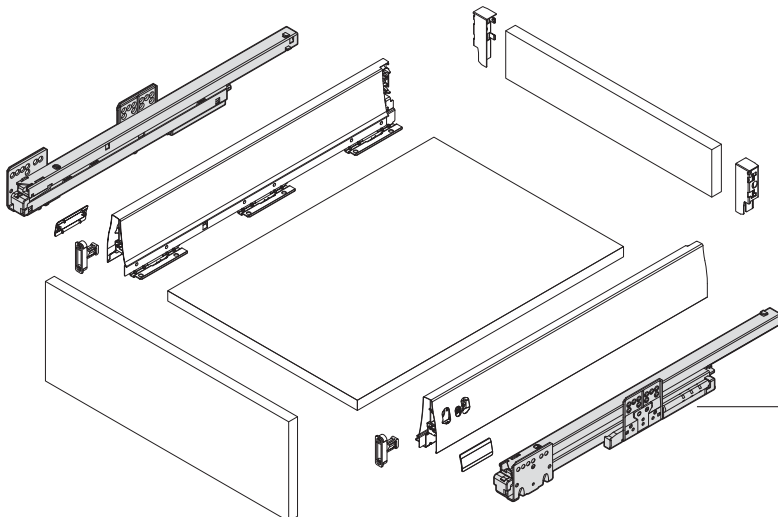


- Special Euro screw Ø 6.3 x 14 mm
- Particle board screw Ø 3.5 x 15 mm

Minimum installation depth = NL
NL = Nominal length



Full-extension runner, 40 kg



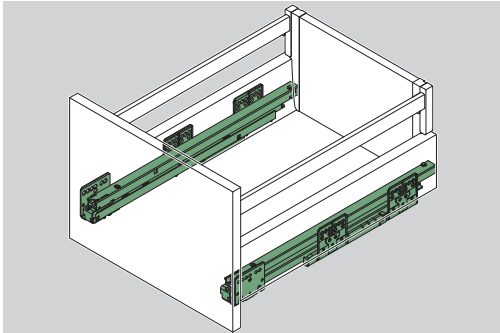
1 Dynamic XP full-extension drawer slide 40 kg, Soft-close

All dimensions in millimetres.

DWD XP Standard
DWD XP Sidewood
DWD XP Agantis
Organizing systems
Dynamic XP drawer slides
Accessories Assembly aids
Index

Dynamic XP full-extension drawer slide, 60 kg

with integrated Soft-close.



- Synchronised full-extension slide for drawers and pot drawers
- Integrated Soft-close technology
- Excellent running characteristics
- Small drop values
- Good lateral stability
- Suitable for DWD XP Standard, DWD XP Sidewood and DWD XP Agantis

1 Dynamic XP full-extension drawer slide, 60 kg, with integrated Soft-close



Nominal length	Item No.	Item No.
450	6510.450.5	6515.450.5
500	6510.500.5	6515.500.5
550	6510.550.5	6515.550.5
600	6510.600.5	6515.600.5
650	6510.650.5	6515.650.5
PU/packaging unit	PU 1	PU 20

PU 1 = 1 set / full-extension drawer slide, 60 kg, left and right-handed in carton

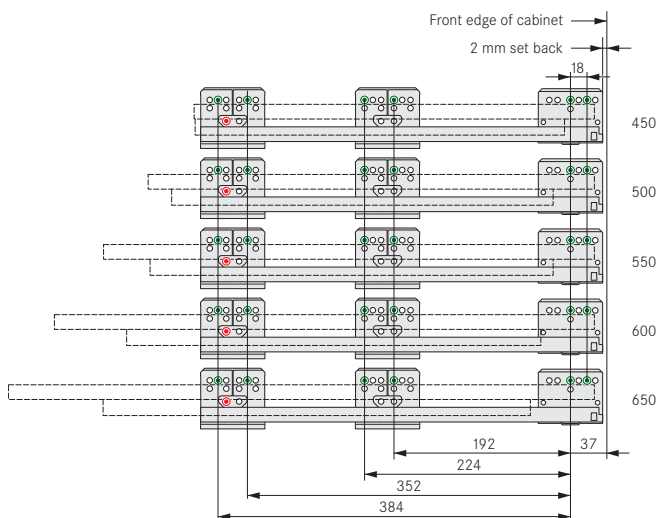
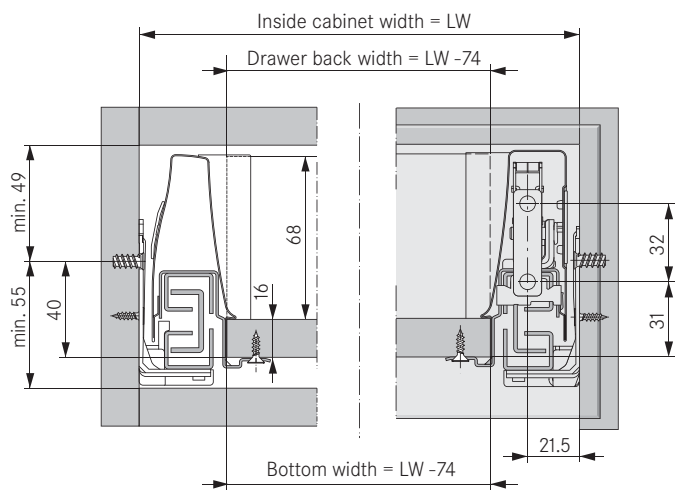
PU 20 = 20 full-extension drawer slide, 60 kg, left and right-handed in separate cartons

Dynamic XP full-extension drawer slide 80 kg on request.

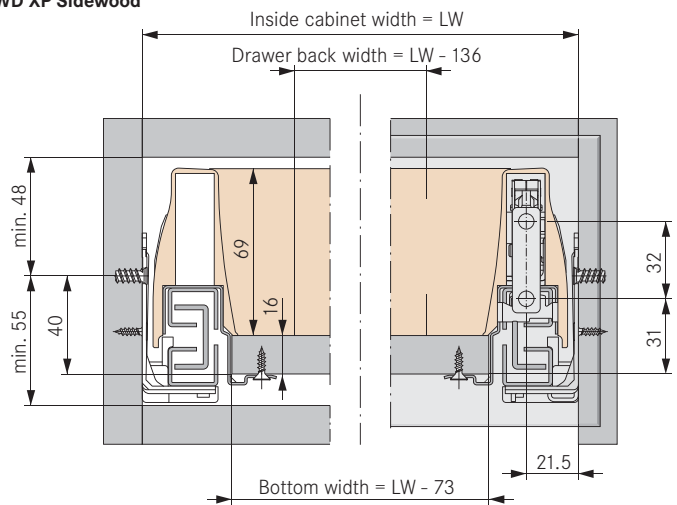
Mounting positions

Mounting positions for cabinet slides

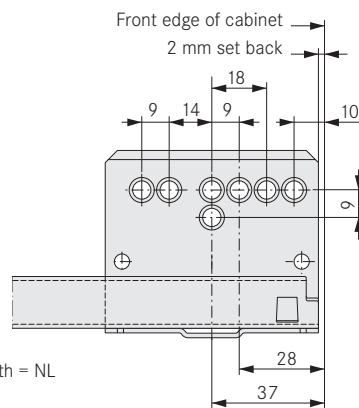
DWD XP Standard / DWD XP Agantis



DWD XP Sidewood

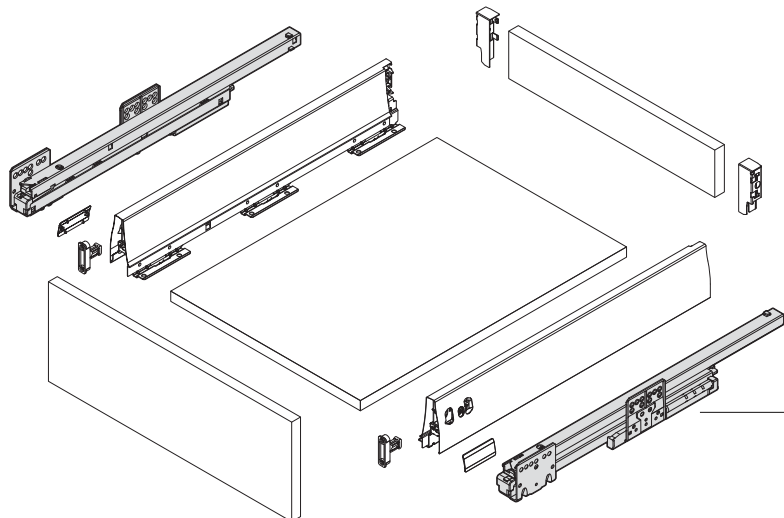


- Special Euro screw Ø 6.3 x 14 mm
- Particle board screw Ø 3.5 x 15 mm



Minimum installation depth = NL
 NL = Nominal length

Full-extension drawer slide, 60 kg



1 Dynamic XP full-extension drawer slide, 60 kg, Soft-close

All dimensions in millimetres.

DWD XP
Standard

DWD XP
Sidewood

DWD XP
Agantis

Organizing
systems

Dynamic XP
drawer slides

Accessories
Assembly aids

Index

Dynamic XP Tipmatic Plus full-extension drawer slide, 40 kg

Opens and closes drawers and pot drawers without handles.



- Lightly tap anywhere on the front panel to trigger the opening of the drawer
- Optimum access to the drawer contents due to fully extended drawer
- Unique, purely mechanical function
- Latch function guarantees gentle and secure closing
- Precise adjustment of the front gap (4 mm) by vertical adjustment on both sides
- No modification of drawer required
- Can be used for all cabinet widths and side thicknesses
- Use standard drilling layout for fitting
- Suitable for DWD XP Standard, DWD XP Sidewood, and DWD XP Agantis

1 Dynamic XP Tipmatic Plus full-extension drawer slide, 40 kg



Nominal length (NL)	Item No.
275	6400.275.5
350	6400.350.5
400	6400.400.5
450	6400.450.5
500	6400.500.5
550	6400.550.5
PU/packaging unit	PU 1

PU 1 = 1 set / full-extension drawer slide, 40 kg lh and rh in carton

Dynamic XP Tipmatic Plus drawer slide, 40 kg, NL 500 in PU 5 on request

Dynamic XP Tipmatic Plus drawer slide, 60 kg, NL 500, 600, 650 on request

2 Tipmatic Plus locking set



	Item No.
	6440
PU/packaging unit	PU 1/20

PU 1/20 = 1 locking set lh/rh and 2 connecting levers per bag, 20 sets per carton

3 Tipmatic Plus connecting rod for cutting to size



Cabinet width (cabinet side S 16)	Item No.
1200	6430.1070.5
PU/packaging unit	PU 10

PU 10 = 10 connecting rods for cutting to size

4 Front buffer for Tipmatic Plus



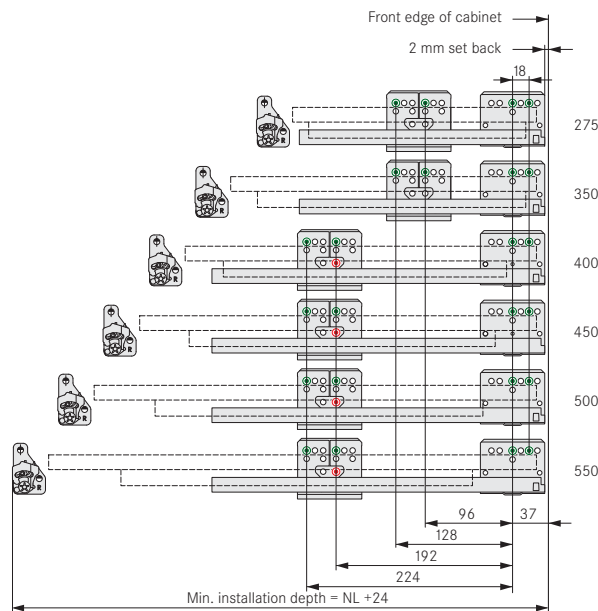
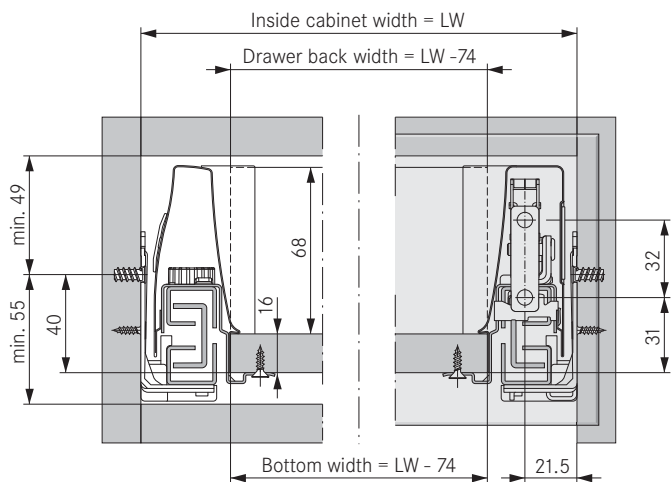
	Item No.
	68399-42
PU/packaging unit	PU 100

PU 100 = 100 pcs. loose in bag

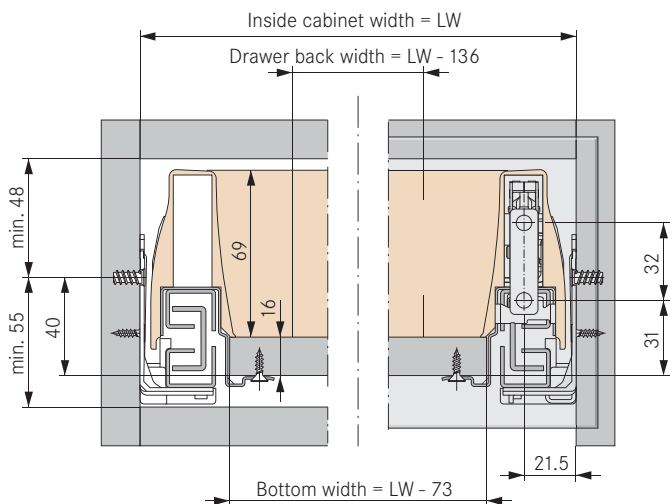
DWD XP	Chapter 1	DWD XP Agantis	Chapter 3	Assembly aids	Chapter 6
DWD XP Sidewood	Chapter 2				

Mounting positions **Mounting positions for cabinet slides**

DWD XP Standard / DWD XP Agantis

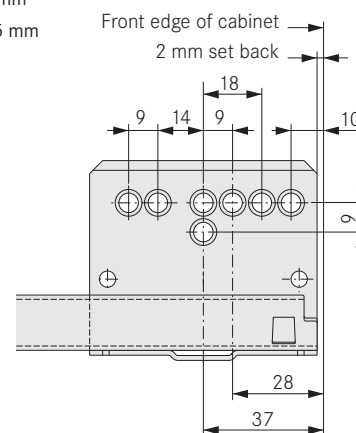


DWD XP Sidewood



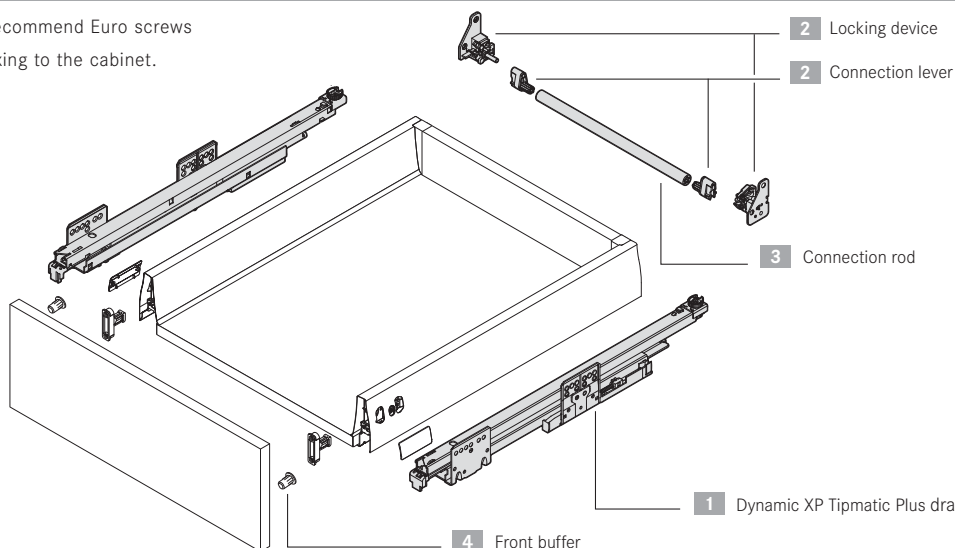
- Special Euro screw Ø 6.3 x 14 mm
- Particle board screw Ø 3.5 x 15 mm

Minimum installation depth = NL + 24
NL = Nominal length

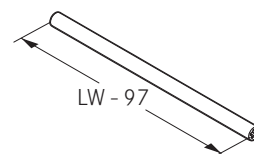


Dynamic XP Tipmatic Plus full-extension drawer slide, 40 kg

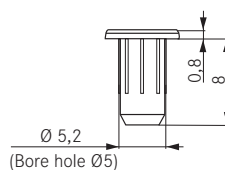
We recommend Euro screws for fixing to the cabinet.



Dimension for connection rod



Front buffer



DWD XP Standard

DWD XP Sidewood

DWD XP Agantis

Organizing systems

Dynamic XP drawer slides

Accessories Assembly aids

Index

All dimensions in millimetres.



06

 **GRASS®**

ACCESSORIES ASSEMBLY AIDS

Tried and tested technology
- an economical solution for professionals.





Product Overview.

			Seite
	<p>Front-bottom connector</p> <p>Punch</p> <ul style="list-style-type: none"> • For a solid connection between bottom and front 		6.4
	<p>Drilling jig for front-bottom connector</p> <ul style="list-style-type: none"> • For drilling into the drawer bottom when using the front-bottom connector 		6.5
	<p>Spacer</p> <ul style="list-style-type: none"> • For internal drawers behind a door 		6.6
	<p>Child lock</p> <ul style="list-style-type: none"> • For DWD XP drawers 		6.6
	<p>Assembly aids</p> <ul style="list-style-type: none"> • Pneumatic mounting clamp • ZMV-fix mounting clamp • DWD XP cabinet drilling jig 		6.7
	<p>Assembly aids</p> <ul style="list-style-type: none"> • DWD XP cabinet drilling jig • Tipmatic Plus XP cabinet drilling jig • Marker jig • Front drilling jig • Drilling jig for railing 		6.8
	<p>Assembly aids</p> <ul style="list-style-type: none"> • Insertion ram for front fixing • DWD XP knock-in tool for front fixing • Centring drill bit • Screw driver • Screws 		6.9

DWD XP
Standard

DWD XP
Sidewood

DWD XP
Agantis

Organizing
systems

Dynamic XP
drawer slides

Accessories
Assembly aids

Index

Accessories

for DWD-Dynamic-XP series.

Front-bottom connector



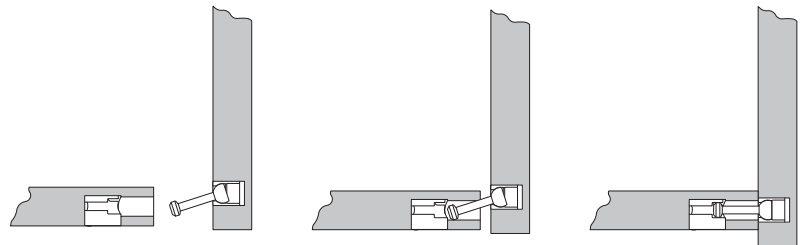
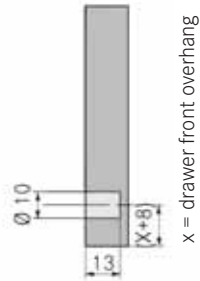
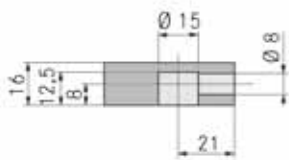
For a solid connection between bottom and front.

Allows subsequent adjustment of the front panel (horizontally and vertically)

Recommended for drawers from cabinet width 800 mm

Item No.	Item No.
26744-09	26744-38
PU 100	PU 10

PU/package unit 100 = 100 sets



Punch



Punch for front-bottom connector.

Item No.
94030
PU 1

PU/package unit 1 = 1 piece



Drilling jig for front-bottom connector



For drilling the bottom of wide drawers and using the Grass front-bottom connector

Item No.

94770


PU 1

PU/packaging unit 1 = 1 set

Drilling jig set for front-bottom connector, consisting of:

- 1 x drill head
- 1 x punch
- 1 x drill bit 15 mm
- 1 x drill bit 8 mm
- 1 x hexagonal bit
- 1 x Allen key 3 mm
- 1 x Allen key 4 mm

Use drilling jig for front-bottom connection



Drawer bottom drill holes for front-bottom connector

DWD XP
Standard

DWD XP
Sidewood

DWD XP
Agantis

Organizing
systems

Dynamic XP
drawer slides

Accessories
Assembly aids

Index

Accessories

for DWD-Dynamic-XP series.

DWD XP spacer 25 mm



For internal drawers behind a door in order to bridge the door gap. Can be installed at left or right.

Secure fastening of the Dynamic XP full-extension runners with load-bearing capacity of 40 kg.

Item No. alu-grey

6975

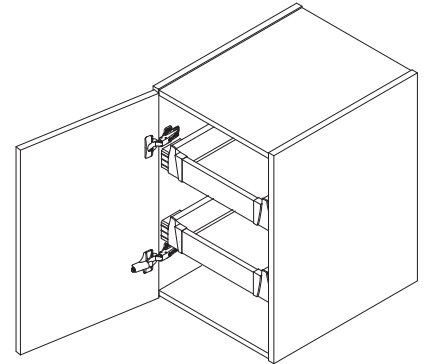
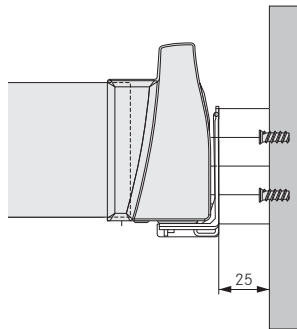
PU 50

PU / packaging unit 50 = 50 sets

1 set consists of:

1 spacer back and front,

4 special Euro screws



DWD XP child lock



Easy and quick to fit.

Concealed at the drawer bottom.

Can be deactivated, simple operation. Can be taken off without leaving a trace.

Item No. alu-grey

6879.VE1

PU 1/100

PU / packaging unit 1/100

= 1 set in a plastic bag

consisting of:

Child lock, limit stop,

screw / 100 sets in carton



Assembly aids

for DWD-Dynamic-XP series.



Grass ZMV-tp pneumatic mounting clamp



Pneumatic mounting clamp for quick assembly of DWD XP drawers and pot drawers up to 1200 mm cabinet width.

Item No.

F146109859299

PU 1

PU/packaging unit 1 = 1 pc. in carton

DWD XP
Standard

DWD XP
Sidewood

ZMV-fix mechanical mounting clamp for DWD XP



For the rapid assembly of DWD XP Standard and DWD XP Agantis drawers and pot drawers up to a cabinet width of 1200mm.

Item No.

95601

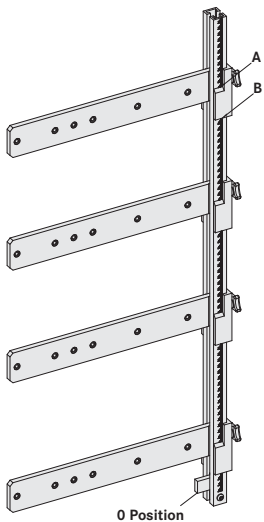
PU 1

PU/packaging unit 1 = 1 pc.

DWD XP
Agantis

Organizing
systems

DWD XP cabinet drilling jig



Application

You have two options for fitting the stop:

Position A

Centre of cabinet slide holes

Position B

Lower edge of DWD XP drawer side
(55 mm below the fixing hole)

For all cabinet slides.

To be used in the assembled cabinet with min. depth 350 mm.
Use Ø 5 mm drill bit for 6 mm Euro screws.

Drill bit Ø 5 mm with collar for Euro screws



Item No.

94730

PU 1

PU/packaging unit = 1 set

1 set consists of:

1 runner ruler, 4 stop elements,
fitting instructions

Drill bit Ø 5 mm

Item No.

92594

PU 1

PU/packaging unit = 1 piece

Dynamic XP
drawer slides

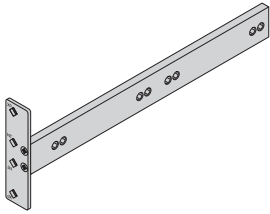
Accessories
Assembly aids

Index

Assembly aids

for DWD-Dynamic-XP series.

DWD XP cabinet drilling jig



Drilling jig for cabinet slide of Dynamic XP full-extension runner and Dxnamic NT.


Item No.

6926

PU 1

PU/packaging unit 1 = 1 piece

DWD XP Tipmatic Plus cabinet drilling jig for locking unit



For Dynamic XP Tipmatic Plus full-extension runners
NL 400 – 550

Item No.

6923

PU 1

PU/packaging unit 1 = 1 piece

DWD XP marker jig set



Marker jig set for DWD XP front fixing 6850

Item No.

6920

PU 1

PU/packaging unit 1 = 1 set

DWD XP front drilling jig



Front drilling jig for DWD XP front fixing, railings and add-on systems

Item No.

6925

PU 1

PU/packaging unit 1 = 1 piece

DWD XP drilling jig for railing



Drilling jig for DWD XP railing

Item No.

6927

PU 1

PU/packaging unit 1 = 1 piece

Insertion ram



For insertion of DWD XP front fixing 6860 with dowels with Ecoflex, Ecopress or Ecopress Vario drilling and insertion machine.

For insertion of DWD XP front fixing 6860 with dowels with Combipress, Flexipress oder Multiflex and insertion machine.

Item No.

F146109857299

PU 1

PU/packaging unit 1 = 1 piece

Item No.

F146109858299

PU 1

PU/packaging unit 1 = 1 piece

DWD XP
Standard

DWD XP
Sidewood

DWD XP knock-in tool



Knock-in tool for DWD XP front fixing with dowels 6860

Item No.

6910

PU 1

PU/packaging unit 1 = 1 piece

DWD XP
Agantis

Center drill bit Ø 3,5 mm



Center drill bit for pre-drilling countersink particle board screws Ø 3.5 mm.

Item No.

35692

PU 1

PU/packaging unit 1 = 1 piece

Spare drill bit

Item No.

90561

PU 1

PU/packaging unit 1 = 1 piece

Organizing
systems

Screw driver



Grass crosshead screwdriver (Pozidrive No. 2)

Item No.

10256-00

PU 1

PU/packaging unit 1 = 1 piece

Dynamic XP
drawer slides

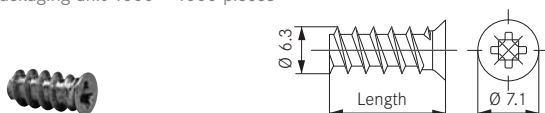
Euro screw, nickel-plated

Item No./Ø 6.3 x 10.5 mm Item No./Ø 6.3 x 14 mm

191 192

PU 1000

PU/packaging unit 1000 = 1000 pieces



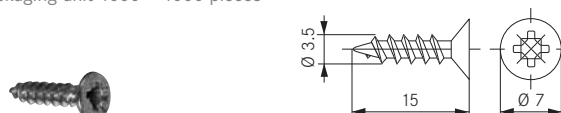
Wood screw, nickel-plated

Item No./Ø 3.5 x 15 mm

198

PU 1000

PU/packaging unit 1000 = 1000 pieces



Accessories
Assembly aids

Index

Item No. Index

1	Page	1	Page	1	Page	2	Page
10256-00	6.9	12875.366.17	1.34	13631.32	1.38	26744-09	6.4
12030.400.17	4.6	12875.466.17	1.34	13811.35.VE20	3.22	26744-38	6.4
12030.450.17	4.6	12875.666.17	1.34	14352.35.VE1	3.16		
12030.500.17	4.6	12875.766.17	1.34	14400.150.17	1.28		
12030.500.40	4.6	12875.866.17	1.34	14400.400.17	1.28		
12030.500.41	4.6	12885.1066.17	1.34	14400.400.40	1.28		
12030.550.17	4.6	12885.366.17	1.34	14400.450.17	1.28		
12040.400.17	4.6	12885.466.17	1.34	14400.450.40	1.28		
12040.450.17	4.6	12885.666.17	1.34	14400.500.17	1.28		
12040.500.17	4.6	12885.766.17	1.34	14400.500.40	1.28		
12040.500.40	4.6	12885.866.17	1.34	14400.550.17	1.28		
12040.500.41	4.6	12910.35	3.20	14400.550.40	1.28		
12040.550.17	4.6	12920.35	3.20	14400.600.17	1.28		
12046.500.17	4.6	13030.350.15	1.22	14400.650.17	1.28		
12046.500.40	4.6	13030.350.17	1.22	14401.450.17	1.28		
12046.500.41	4.6	13030.400.15	1.22	14401.500.17	1.28		
12101.500.17	4.6	13030.400.17	1.22	14401.500.40	1.28		
12410.38	4.8	13030.450.15	1.22	14401.550.17	1.28		
12411.38	4.8	13030.450.17	1.22	14700.32	1.26		
12420.38	4.9	13030.500.15	1.22	14701.32	1.26		
12421.38	4.9	13030.500.17	1.22	14750.500.32	1.26		
12422.38	4.9	13030.550.15	1.22	14750.550.32	1.26		
12423.38	4.9	13030.550.17	1.22	191	6.9		
12424.38	4.9	13030.600.17	1.22	192	6.9		
12425.38	4.9	13030.650.17	1.22	198	6.9		
12430.38	4.10	13050.450.15	2.12				
12431.38	4.10	13050.500.15	2.12				
12435.38	4.10	13050.550.15	2.12				
12437.38	4.10	13131.350.17	1.24				
12438.38	4.11	13131.400.17	1.24				
12439.39	4.11	13131.450.17	1.24				
12511.400.17	1.30	13131.500.15	1.24				
12511.450.17	1.30	13131.500.17	1.24				
12511.500.17	1.30	13131.550.17	1.24				
12511.550.17	1.30	13131.600.17	1.24				
12521.17	1.36	13131.650.17	1.24				
12700.1095.17	1.36	13136.500.15	1.16				
12700.495.17	1.36	13136.500.17	1.16				
12800.1052.41	3.20	13170.400.41	3.12				
12800.1072.17	1.32	13170.450.41	3.12				
12800.1072.42	2.14	13170.500.41	3.12				
12800.472.17	1.32	13170.550.41	3.12				
12810.32	1.32	13170.650.41	3.12				
12811.32	1.32	13182.1106.41	3.22				
12815.32	1.32	13182.506.41	3.22				
12816.32	1.32	13201.1087.17	1.16				
12820.32	1.32	13201.487.17	1.16				
12821.32	1.32	13202.1087.15	1.16				
12850.32	1.32	13202.1087.17	1.16				
12850.35	3.20	13611.32	1.38				
12875.1066.17	1.34	13621.32	1.38				

3	Page	6	Page	6	Page	6	Page
35692	6.9	6100.275.17	1.10	6225.550.41	3.10	6713.911.38	2.10
3595.500.22	1.40	6100.275.38	2.6	6400.275.5	5.8	6713.917.17	1.20
3595.550.22	1.40	6100.350.17	1.10	6400.350.5	5.8	6730.1031.38	2.8
		6100.350.38	2.6	6400.400.5	5.8	6733.1111.38	2.10
		6100.400.17	1.10	6400.450.5	5.8	6733.1117.17	1.20
		6100.400.38	2.6	6400.500.5	5.8	6733.211.38	2.10
		6100.450.17	1.10	6400.550.5	5.8	6733.217.17	1.20
		6100.450.38	2.6	6430.1070.5	5.8	6733.267.17	1.20
		6100.500.17	1.10	6440	5.8	6733.311.38	2.10
		6100.500.38	2.6	6500.275.5	5.4	6733.317.17	1.20
		6100.550.17	1.10	6500.350.5	5.4	6733.361.38	2.10
		6100.550.38	2.6	6500.400.5	5.4	6733.367.17	1.20
		6100.650.17	1.10	6500.450.5	5.4	6733.411.38	2.10
		6105.275.17	1.10	6500.500.5	5.4	6733.417.17	1.20
		6105.275.40	1.10	6500.550.5	5.4	6733.461.38	2.10
		6105.300.17	1.14	6505.275.5	5.4	6733.511.38	2.10
		6105.350.17	1.10	6505.300.5	5.4	6733.517.17	1.20
		6105.350.40	1.10	6505.350.5	5.4	6733.711.38	2.10
		6105.400.17	1.10	6505.400.5	5.4	6733.717.17	1.20
		6105.400.40	1.10	6505.450.5	5.4	6733.811.38	2.10
		6105.450.17	1.10	6505.500.5	5.4	6733.817.17	1.20
		6105.450.40	1.10	6505.550.5	5.4	6733.911.38	2.10
		6105.500.17	1.10	6510.450.5	5.6	6733.917.17	1.20
		6105.500.40	1.10	6510.500.5	5.6	6771.15.VE1	1.10
		6105.550.17	1.10	6510.550.5	5.6	6771.17.VE1	1.10
		6105.550.40	1.10	6510.600.5	5.6	6771.17.VE200	1.10
		6105.600.17	1.10	6510.650.5	5.6	6771.38.VE1	2.6
		6105.650.17	1.10	6515.450.5	5.6	6771.41.VE1	3.8
		6120.275.41	3.8	6515.500.5	5.6	6771.41.VE200	3.8
		6120.300.41	3.16	6515.550.5	5.6	6772.41.VE1	3.10
		6120.350.41	3.8	6515.600.5	5.6	6773.15.VE1	1.14
		6120.400.41	3.8	6515.650.5	5.6	6773.17.VE1	1.14
		6120.450.41	3.8	6710.1031.38	2.6	6773.17.VE200	1.14
		6120.500.41	3.8	6713.1111.38	2.10	6773.38.VE1	2.8
		6120.550.41	3.8	6713.1117.17	1.20	6773.41.VE1	3.12
		6120.650.41	3.8	6713.211.38	2.10	6773.41.VE200	3.12
		6125.275.41	3.8	6713.217.17	1.20	6774.41.VE1	3.14
		6125.300.41	3.8	6713.267.17	1.20	6774.41.VE200	3.14
		6125.350.41	3.16	6713.311.38	2.10	6781.17	1.18
		6125.400.41	3.8	6713.317.17	1.20	6783.17	1.18
		6125.450.41	3.8	6713.361.38	2.10	6786.15	1.18
		6125.500.41	3.8	6713.367.17	1.20	6786.17	1.18
		6125.550.41	3.8	6713.411.38	2.10	6787.15	1.18
		6220.400.41	3.10	6713.417.17	1.20	6787.17	1.18
		6220.450.41	3.10	6713.461.38	2.10	6788.17	1.18
		6220.500.41	3.10	6713.511.38	2.10	6800.1077.17	1.12
		6220.550.41	3.10	6713.517.17	1.20	6800.1077.42	1.12
		6220.650.41	3.10	6713.711.38	2.10	6800.32	1.12
		6225.400.41	3.10	6713.717.17	1.20	6800.477.17	1.12
		6225.450.41	3.10	6713.811.38	2.10	6810.32	1.16
		6225.500.41	3.10	6713.817.17	1.20	68399-42	5.8

DWD XP
Standard

DWD XP
Sidewood

DWD XP
Agantis

Organizing
systems

Dynamic XP
drawer slides

Accessories
Assembly aids

Index



Grass GmbH
Movement Systems
Grass Platz 1
A 6973 Höchst, Austria
Phone +43 (0) 5578 701-0
Fax +43 (0) 5578 701-59
E-Mail info@grass.eu

www.grass.at